

Parks and Recreation Commission



REGULAR MEETING MINUTES

Date: 9/24/2025
Time: 6:30 p.m.
Locations: Teleconference and
Arrillaga Family Recreation Center, Elm Room
700 Alma St., Menlo Park, CA 94025

A. Call To Order

Chair Lee called the meeting to order at 6:38 p.m.

B. Roll Call

Present: Chunyu, Dawkins, Grass, Lee, Sherman
Absent: Patel, Van Buren
Staff: Library and Community Services (LCS) Assistant Director Nick Szegda, LCS
Supervisor Tricia Mullan, Management Analyst Ashley Walker, Project Manager
Kaila Jones

C. Public Comment

None.

D. Presentations and Proclamations

D1. Friends of Bedwell Bayfront Park (Attachment)

Friends of Bedwell Bayfront Park Allan Bedwell, Chris MacIntosh and Sarah Castillo made the presentation (Attachment).

The Commission discussed improvements and received clarification on the status of improvement projects at the park.

E. Regular Business

E1. Approve the August 27, 2025, meeting minutes (Attachment)

ACTION: Motion and second (Dawkins/ Sherman), to approve the minutes from the August 27, 2025 meeting, passed 5-0-2 (Patel and Van Buren absent).

E2. Recommend Library and Community Services department policies: picnic reservation form and use policy, recreation facility use guidelines (Staff Report PRC-2025-026)

LCS Supervisor Mullan introduced the item.

The Commission discussed deposits for picnic rentals.

ACTION: Motion and second (Dawkins/ Grass), to recommend Library and Community Services department policies: picnic reservation form and use policy, recreation facility use guidelines, passed 5-0-2 (Patel and Van Buren absent).

F. Informational Items

F1. Aquatics update (Staff Report PRC-2025-027)

LCS Supervisor Mullan introduced the item and shared the finalized 2024 Aquatics Update Report.

The Commission received clarification on City Council decision making processes.

F2. Library and Community Services department updates and recent activities (Staff Report PRC-2025-028)

LCS Supervisor Mullan introduced the item.

The Commission received clarification on racket sport rental data.

F3. Tentative agenda calendar (Attachment)

The Commission made the following updates to the tentative agenda calendar:

- Add second aquatics update to October 2025
- Add review 2026 meeting calendar to October 2025
- Move pickleball to November 2025
- Invite Mayor Combs to a future meeting
- Bedwell Bayfront Park improvements update (TBD)
- Flood Park update (TBD)

G. Commissioner reports

G1. Individual Commissioner reports

Chair Lee reported out on the 5k fun run planning.

H. Adjournment

Chair Lee adjourned the meeting at 8:18 p.m.

Management Analyst Ashley Walker



Friends of Bedwell Bayfront Park

A Community-led Effort to Protect and Celebrate a Unique Space

Goals for Today's Briefing

- Introduction to the Friends of Bedwell Bayfront Park (FoBBP) organization and its leadership.
- Discuss how the Park is much loved -- and increasingly loved -- because of its unique designation as open space for “passive recreational use.”
- Share elements of the Park Master plan that FoBBP requests the City to implement in support of the Park's passive recreation designation.



Our Mission

The mission of the Friends of Bedwell Bayfront Park is to enhance the unique open space of Bedwell Bayfront Park and to promote it regionally now and for future generations.

Guiding Principles

Stewardship

Protection

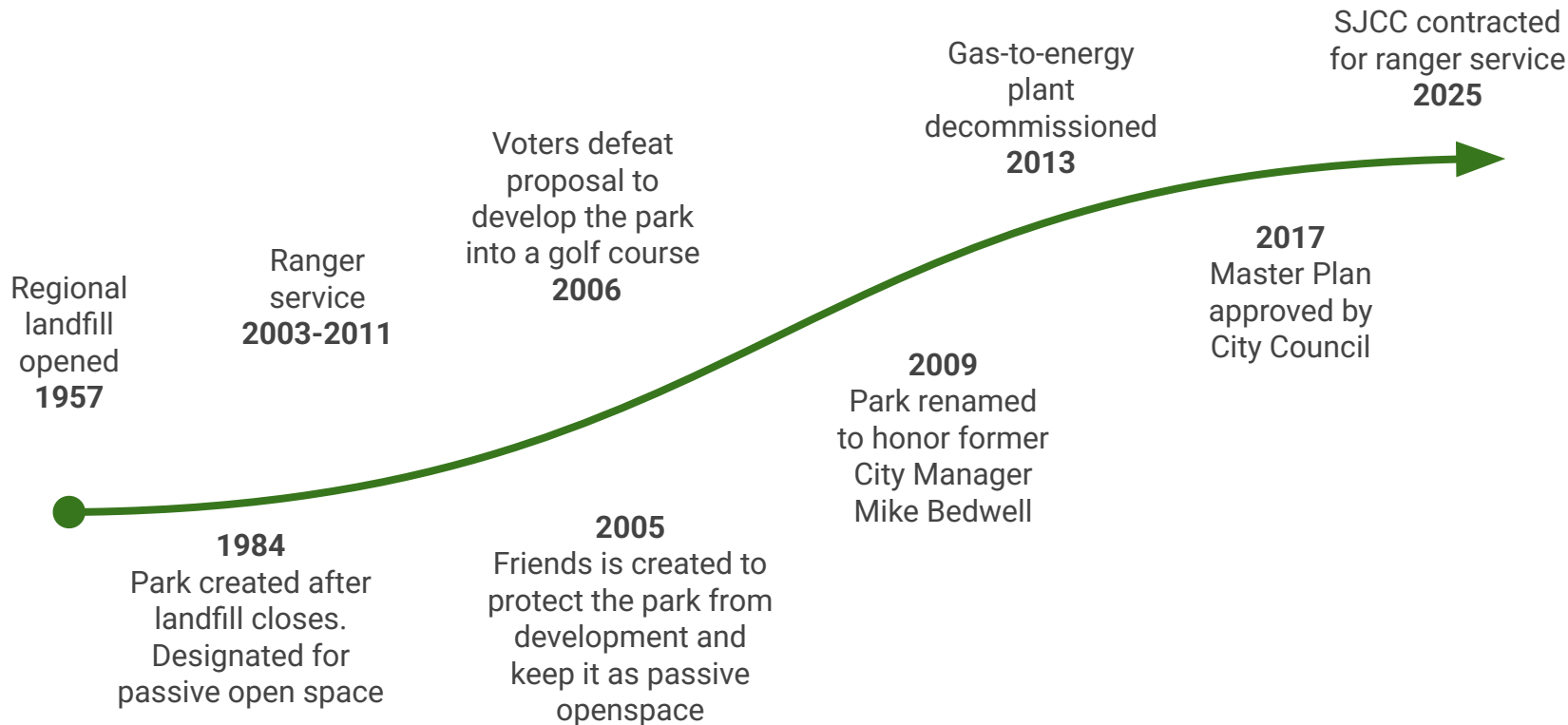
Passive Recreation

Open Space

Community



Key Milestones of Community Stewardship



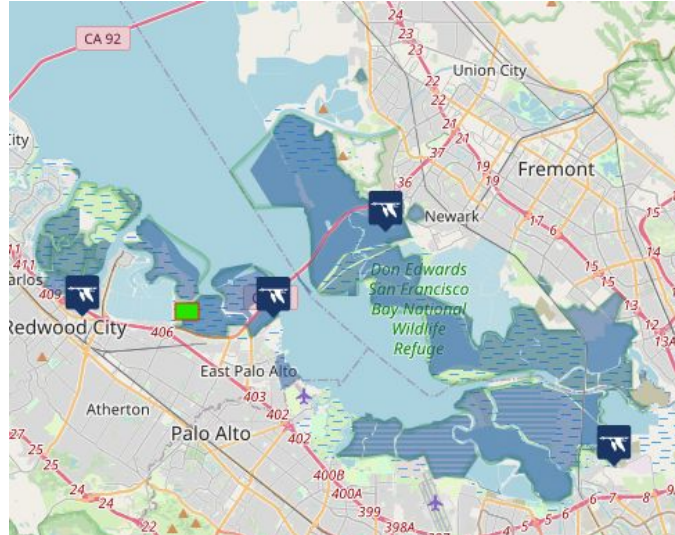


A Unique and Vital Open Space Worth Protecting

How can this space be celebrated, preserved, and improved?

Part of a Larger Ecosystem

- Surrounded by the Don Edwards San Francisco Bay National Wildlife Refuge.
- A stop on the Pacific Flyway, spanning two continents.
- Methane capture to fight global climate change



● FoBBP Activities: Maintain kiosk

Materials include

- ❖ Large map of park
- ❖ QR code linking to park pamphlet. In English & Spanish
- ❖ Phone numbers to call in case of problem, locked in, etc.
- ❖ Natural History info piece, changed seasonally
- ❖ Explanation of tides



● FoBBP Activities: Coastal Clean up

Our volunteers captained a clean-up site for several years.

The event attracted

- Park users
- Schools
- Scout troops
- Local companies

2019

- 140 volunteers
- 150 lbs of trash
- 50 lbs of recycling



● FoBBP Activities: Bird walks

We lead walks on behalf of FoBBP and with SMCBA.

In past years we co-lead walks around the perimeter with docents from the NWR.

Informing users about park's unique location as a 'dry land, green, hilly' spot on the Pacific Flyway.

Bird counts conducted annually, for Christmas bird count and in summer.



- FoBBP Activities: Support “Kite Day”



Friends and other organizations had informational tables and participated at past annual Kite Days and other city-sponsored events.





Implementing the Vision: The BBP Master Plan

Looking forward

FoBBP requests implementation of 3-4 relatively low-cost Master Plan elements that:

- Enhance the passive recreational use of Bedwell Bayfront Park and
- Provide environmental and/or educational benefits



FoBBP Priority	Goal
Remove "volunteer parking" along slough (W side of entrance road). Increased use by large groups is increasing impact.	Reduces congestion, improves pedestrian safety, and protects water quality.
Improve surface of perimeter trail to make it all-weather to improve accessibility for strollers, bikes, walkers, and people w canes.	Improve usability by people all abilities, in all weather conditions.
Interpretive improvements	Refresh / add educational signs, add park info kiosk in main parking area.
Install walking path along W side of slough road	Improve experiential tie-in with slough and the surrounding environment.

Potential quick actions

Trash Management

- Increase trash pick up frequency, or add signage to discourage dumping & improper use of trash receptacles

Wildlife Awareness

- Increase coyote signage to protect local wildlife and visitors
- Highlight leash requirements & enforcement
- Highlight not feeding cats or ducks

SJCC Ranger Education

- Educate rangers on park so they can help educate park users

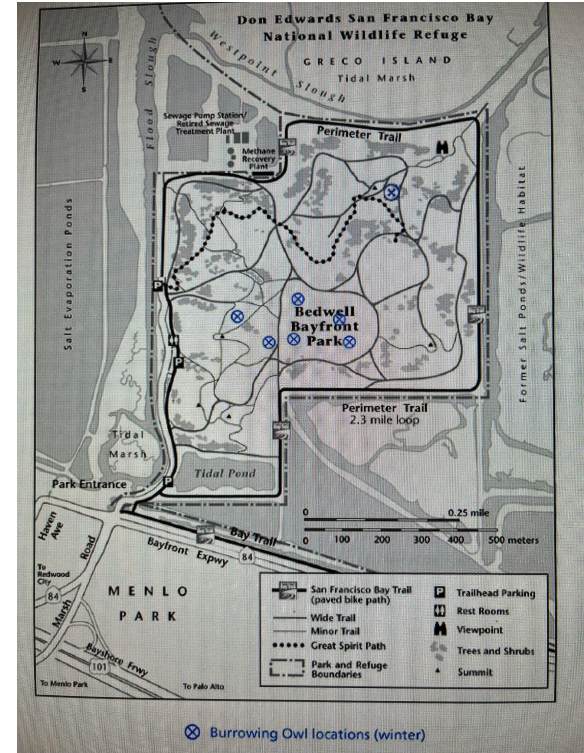


Burrowing Owls

Burrowing Owls are cute little diurnal owls.

They used to breed in San Mateo county, but now very few may be found, and only in winter.

Bedwell Bayfront Park used to have one or two wintering birds. We hope that the park might host another owl, especially now that there are plenty of ground squirrel burrows.



Partnering for a better Bedwell Bayfront Park

- Align on a shared vision & narrative for the park, for Parks and FoBBP to promote to the community during events & initiatives.
- Support passive recreational use of park through events, information and collaboration.
- Partner with city & local organizations for educational outreach.
- Mutually beneficial relationship built on more presence and eyes on the park, bolstered by close communication.





2024 Annual Aquatic Report

Presented by
Team Sheeper Inc./Menlo Swim and
Sport

Prepared for the
City of Menlo Park

January, 2025

Table of Contents

Introduction.....	3
The Belle Haven Pool Report.....	3
Program Hours.....	8
Burgess Pool, 2024.....	8
Belle Haven Pool, 2024.....	9
Pool Schedules.....	10
2024 School Year- Burgess Instructional Pool.....	11
2024 School Year- Burgess Performance Pool.....	12
2024 School Year- Burgess Wading Pool.....	13
2024 Summer- Burgess Instructional Pool.....	14
2024 Summer- Burgess Performance Pool.....	15
2024 Summer- Burgess Wading Pool.....	16
Projected 2025 School Year- Burgess Instructional Pool.....	17
Projected 2025 School Year- Burgess Performance Pool.....	18
Projected 2025 School Year- Burgess Wading Pool.....	19
Projected 2025 Summer- Burgess Instructional Pool.....	20
Projected 2025 Summer- Burgess Performance Pool.....	21
Projected 2025 Summer- Burgess Wading Pool.....	22
2024 School Year- Belle Haven Instructional Pool.....	23
2024 School Year- Belle Haven Performance Pool.....	24
2024 Summer- Belle Haven Instructional Pool.....	25
2024 Summer- Belle Haven Performance Pool.....	26
Projected 2025 School Year- Belle Haven Instructional Pool.....	27
Projected 2025 School Year- Belle Haven Performance Pool.....	28
Projected 2025 Summer- Belle Haven Instructional Pool.....	29
Projected 2025 Summer- Belle Haven Performance Pool.....	30
Program Statistics.....	31
Pool Visits.....	31
Burgess Pool Visits Detail.....	31
Burgess Pool Visits Summary.....	31
Belle Haven Pool Visits.....	32
Belle Haven Pool Visits Summary.....	33
Burgess Pool Visits Detail for Belle Haven Comparison.....	34
Visits Comparison by Pool.....	35
Monthly Members.....	36
Burgess Pool Average Monthly Members.....	36
Belle Haven Pool Average Monthly Members.....	36



Swim Lessons & Camps.....	37
Burgess Pool Swim Lessons.....	37
Belle Haven Pool Swim Lessons.....	37
Scholarship Lessons.....	38
Visits Report for Address Verification.....	38
Program Fees.....	39
2024 Fees.....	39
Fee Comparisons.....	40
Resident Lap Swim Fee.....	40
Lane Rental Fee.....	42
Swim Lesson Fee.....	44
Survey Highlights.....	46
Overall Satisfaction.....	46
Survey Comments.....	47
Narrative on Survey Comments:.....	47
Audits and Reviews.....	48
Risk Management.....	50
Training Certifications.....	51
Emergency Action Plan.....	53
Incident Reports.....	54
Safety Reports.....	55
Material Changes.....	58

Introduction

As 2024 dawned, Team Sheepar knew it was going to be a full and challenging year, but optimism and positivity allowed us to push forward. Fresh off agreeing to another 5-year agreement with the City of Menlo Park as the Aquatics Operator and rolling into our 18th year of operations at Burgess Pool (including 10 years of operation at the original Belle Haven Pool), we knew that all our business systems would be stressed and ultimately challenged as we were cautiously optimistic for the grand opening of Belle Haven Pool in May 2024.

The actual 8 month operation of Belle Haven Pool has turned out to be an insurmountable financial stressor on our business that without immediate, and foundational changes, Menlo Swim and Sport has no alternative but to cease all aquatic operations in Menlo Park.

Bold statements such as the one above warrant a detailed explanation of how Menlo Swim and Sport has arrived at this crossroads after 2 decades of successful operations. Steps for future improvement to the current crisis are also brought forward as a way of mapping a course forward for the long term health and viability of aquatics operation in Menlo Park.

The Belle Haven Pool Report

1.The National Challenge

“The most beloved public pools, when they receive good investment, attract Americans of many backgrounds, creating a space for people to swim and play together who might not otherwise interact. Like libraries and parks, they are an essential piece of social infrastructure in a Democracy.”

Mara Gay, NY Times, July 2023.

“While public pools might simply seem like a nice place to spend a hot day, their influence and purpose are tightly woven into the historical issues of race, access and equity. As days get hotter, the problems of the American public pool system may become a more urgent part of the national conversation.”

Catie McCarthy, Marketplace, September 18, 2023

National Statistics from the CDC and USA Swimming Foundation:

- Drowning is the leading cause of death among 1-4 year olds
- Drowning is the 2nd leading cause of death by injury among children 5-14.
- Drowning is the 3rd leading cause of accidental death for Americans 24 years and younger
- Younger black adolescents are 3 times more likely to drown than their white peers.
- 8 in 10 drowning victims are male
- CDC estimates that drowning causes the US economy 53 billion each year.
- 79% of children in families with annual income under \$50,000 have no or low swimming experience.
- Children in households where a parent does not know how to swim only have a 19% likelihood of learning to swim, making the problem of swim knowledge a generational one.

Team Sheeper Opinion:

Despite the above startling statistics, water safety has been left to non-profit organizations and private operations. A Red Cross study looking at the reasons why people may not seek out swim lessons found that limited free time, limited lesson time, and affordability are the common obstacles.

We in Menlo Park and especially in the Belle Haven community have a pressing issue before us. We have a new world class pool and we need to focus on teaching our children the lifesaving skill of swimming. The pressure to do this must not fully fall onto the shoulders of the private aquatics operator, Team Sheeper, and our ability to partner with and raise private funds for public swim lesson scholarships.

The City of Menlo Park along with Team Sheeper need to align and collaborate in order to develop a long term and sustainable strategic plan of how to better serve the Belle Haven community now that an amazing aquatic center has been built in the neighborhood. A municipal swimming pool that draws people from the immediate community needs to have a bullet proof, sustainably funded, long term learn-to-swim program in place that does not solely depend on the ability of a contracted provider to secure funding in order to protect the community from drowning. This needs to be reviewed as a City of Menlo Park philosophy and mission.

The direct contribution for learn to swim programs in Belle Haven has mainly come from Beyond Barriers Athletic Foundation (BBAF)

-\$450,000 cumulative contribution from BBAF scholarships for Menlo Park youth from 2012 to 2024.

In 2025 the City of East Palo Alto granted BBAF \$20,000 to subsidize learn to swim programming at Belle Haven Pool.

Without Team Sheeper/Menlo Swim and Sport as the Belle Haven operator, BBAF may not be a sustainable contributor to swim lesson scholarships in Belle Haven for the future.

2. The Local Challenge

City-data.com and the US Census reports:

- The Belle Haven district of Menlo Park has a population of 4,063.
- 1492 children 0-14 years old
- 37.2% are families with children
- Most dense population per square mile compared to Menlo Parks other 4 districts
- 62% Hispanic, 12% Asian, 12% White and 10% Black
- Nearly 80% of Belle Haven pool users are Menlo Park residents and nearby neighbors

Team Sheeper Opinion:

The number of people the Belle Haven Pool is currently drawing from, simply does not support the City of Menlo Park's desired operational hours threshold of 63 hours per week on a year round basis.

While a long term aquatic community development and growth plan is put in place a seasonal and scaled approach to operating Belle Haven Pool would be a reasonable compromise to the current model.

Seasonal Hours Proposal:

Summer	60-70 hours/week
Spring/Fall	30-40 hours/week
Winter	20-30 hours/week

Always 7 days per week and year round.

City of Menlo Park accountability for aquatic community development and growth plan:

- Devoting City Staff to proactive community outreach, development and communication projects related to aquatics in place of the current City Staff time being allocated to facility repairs, maintenance issues and other public works issues.
- Adopting a sustainable learn to swim program as a City initiative that begins in elementary school , including City funding for such programs.

3. The Menlo Park Agreement Challenge

- 63 hours per week of operations at Belle Haven immediately upon opening without a business and community building phase
- Below market hyper-local fees where fee deficits are absorbed by operator
- Master fee schedule oversight with resident, non-resident fee differential challenging market rates for non resident programming
- Below market rate lane rental fees
- Inability to alter basic business variables without City approval to prevent major financial losses
- Inability to have control of change/alteration timelines
- Revenue sharing regardless of company's loss position

Team Sheepen Opinion:

In order to continue serving the Menlo Park aquatic community during the agreement negotiation phase, Team Sheepen was put in the impossible position of starting up an operation while attempting to adhere to a highly restrictive agreement unlike any other agreement in its service history. The drastically increased City oversight afforded the operator no flexibility.

The entire agreement process was emotionally and politically charged, where trust in the operator to make experienced aquatics decisions in what is best for the community was greatly reduced. To add to the 2024 challenges there was a major disruption in the near 20 year historical pricing structure. A City initiative of achieving a 35% differential between resident and non-resident fees was expected in a short time span. This is extremely challenging when 45% of usage at Burgess is by non-residents, so increasing the fees abruptly and

steeply puts the operation at a high risk of losing customers. What compounds the challenge is that growth and profitability at Burgess is absolutely necessary to subsidize the losses of the Belle Haven operation.

Without meaningful and substantial suspension of the Aquatics Operator Agreement requirements the group to suffer most will be the community users of both Burgess and Belle Haven Pools.

4. The Financial Challenges

- \$176,914 2024 Loss from Operations, Belle Haven Pool
- \$110,347 2024 Profit from Operations, Burgess Pool
- \$66,567 2024 Loss from Combined Menlo Park Aquatics operations
- \$11,195 2023 Profit from Menlo Park Aquatics operations
- \$212,000 2024-2025 Cumulative losses to date from Belle Haven operations
- These Belle Haven losses represent entirely direct costs with no management overhead included

Team Sheeper Opinions:

The reason we are able to continue operating the Burgess and Belle Haven Pools when we are in a dire financial situation is because we are an experienced, stable company that is diversified and has revenue streams outside of Menlo Park to balance our 2024 and 2025 losses. In order to have the opportunity to improve the position we are in we had to adhere to the City timeline for bringing this issue before Council for review.

Our historical commitment and investment in the Menlo Park aquatic community kept us hopeful that our services are valued and our situation could be rectified once the opportunity presented itself.

The following is a summary of the changes we need to make to continue our service.

- Ability to alter and adapt operating hours seasonally aligning with community usage.
- Surgically increase user fees 0-10% and decrease the ramp of resident, non-resident differential to 10-15% in the short term while keeping senior fees increases between 0-3% annually.
- Increase lane rental fees immediately to \$20 per hour for non-profits and \$24 per hour for commercial operations
- Suspension of revenue sharing with the City until we are profitable as a whole

Team Sheeper is first and foremost an aquatics operator. Our mission statement is to serve as many people as possible from a wide spectrum of age groups with the end goal of individuals connecting with others in the community and personally becoming happier, healthier and stronger. We excel in producing high quality programming by recruiting, training, developing and retaining premium staff members.

It has deeply affected our staff members, company culture and operations in a negative manner when we recently had to reduce hours at Belle Haven Pool. By having to cut hours abruptly and drastically, it unnecessarily reflected negatively on the company and our ability and commitment to serve the community.

I believe that the current Belle Haven Pool situation is not a Menlo Swim and Sport issue...It is a City of Menlo Park issue first and foremost. It is time for the City to regroup and collectively work with Menlo Swim and Sport on developing policy and funding that will inject stability into the Belle Haven Pool for generations to come...well past the tenure of our private company.

There is a lot of human effort needed now and in the future to create a true center where people come together to feel connected, comfortable, safe and fulfilled. Menlo Swim and Sport along with the City of Menlo Park has recently met with a Belle Haven working group that has the desire and capability to passionately and creatively solve a few long term issues. This is a wonderful place to begin the journey.

Team Sheepar hopes to resolve its current challenges in order to take part and be a voice in that work, but we do not have the resources to lead this initiative nor do we believe this is only our issue to solve.

Program Hours

Burgess Pool, 2024

Program	Non-Summer			Summer		
	Hours Per Week	Days of Week	Times of Day	Hours Per Week	Days of Week	Times of Day
Lap Swim	90*	M-F Sa, Su	6 am-8 pm 6 am-4 pm	92	M-F Sa, Su	6 am-8 pm 6 am-5 pm
Open Swim	25.5	M-F Sa, Su	1-3:45 pm, 7:15-8 pm 12-4 pm	63	M-F Sa, Su M-Su**	12-8 pm 9 am-5 pm 11 am-5 pm
Swim School	43.5	M-F M, T, Th, F W Sa	3-7 pm 10 am-2 pm 9-11:30 am 9 am-2 pm	25	M-F Sa	3-7 pm 9 am-2 pm
Camp	–	–	–	40	M-F	9 am-5 pm
Bridge	7.5	M-F	3:45-5:15 pm	–	–	–
Aqua Fit	5	M-F	8-9 am	5	M-F	8-9 am
Aqua Wellness	3	Tu Th	9-10 am, 10-11 am 9-10 am	3	Tu Th	9-10 am, 10-11 am 9-10 am
Menlo Masters	17	M-Sa M-Th Su	6-7 am, 7-8 am 12-1 pm 7-8 am	17	M-Sa M-Th Su	6-7 am, 7-8 am 12-1 pm 7-8 am
Youth Teams	22	M-F Sa	4-8 pm 8-10 am	27	M-F Sa	3-8 pm 8-10 am
Master Women's Water Polo	2	Su	8-10 am	2	Su	8-10 am

*1 hour earlier closure on weekend days Nov-Mar

**Wading Pool

Belle Haven Pool, 2024

Program	Non-Summer			Summer		
	Hours Per Week	Days of Week	Times of Day	Hours Per Week	Days of Week	Times of Day
Lap Swim	63	M-F Sa, Su	10 am-7 pm 8 am-5 pm	66	M-F Sa Su	8 am-7 pm 9 am-4 pm 12-4 pm
Open Swim	49	M-F Sa, Su	12-7 pm 10 am-5 pm	43	M-F Sa, Su	12-7 pm 12-4 pm
Swim School	16	M-W W, F	3-7 pm 11 am- 1 pm	22	M-Th Sa	1:30-6:15 pm 9 am-12 pm
Camp	–	–	–	25	M-F	9 am-2 pm
Aqua Fit*	2	T, Th	11 am-12 pm	2	T, Th	11 am-12 pm
Youth Teams*	16	M-F M, T, Th, F Sa	4-6 pm 6-7 pm 9-11 am	16	M-F M, T, Th, F Sa	4-6 pm 6-7 pm 9-11 am

*Newly added programs

Pool Schedules

The 2 main take-aways when viewing the following comprehensive and detailed schedules are to notice the:

- a. Colors: A color represents a program that serves and supports dozens if not hundreds of individuals
- b. Widths: If the width of the colors is narrow, that demonstrates that the pool is being “SHARED” which is a company value we strongly believe in, and a unique part of our operational model.

Summer season is approximately June through Mid-August

School Year is approximately Mid-August through May

Legend:

Lap Swim - Lap swimming for drop ins and memberships

Family Recreational/Open Swim

Swim Lessons - for youth and adults, group and private lessons

Bridge Youth Swim Program - Pre-competitive swim provided by Team Sheepher to prepare youth for competitive programs

Youth Teams - provided by renters, SOLO, PASA Menlo Park, Belle Haven Youth Swim Team, and First Youth Kids Triathlon

Aqua Fit - provided by Team Sheepher

Menlo Mavens Masters Women's Water Polo - provided by renter Menlo Mavens

Aqua Wellness - provided by Revolutions in Fitness

Menlo Masters - Adult Swim Community provided by Team Sheepher

Lifeguard Course - Red Cross Lifeguard Certification courses provided by Team Sheepher

Clinics- Youth and Adult Swim Technique Clinics provided by Team Sheepher

2024 School Year- Burgess Instructional Pool

	MONDAY			TUESDAY			WEDNESDAY			THURSDAY			FRIDAY			SATURDAY			SUNDAY	
6 - 7 AM	Laps			Laps			Laps			Laps			Laps			Laps			Laps	
	(6)			(6)			(6)			(6)			(6)			(6)			(6)	
7 - 8 AM	Laps			Laps			Laps			Laps			Laps			Laps			Laps	
	(6)			(6)			(6)			(6)			(6)			(6)			(6)	
8 - 9 AM	Aqua Fit	Laps		Aqua Fit	Laps		Aqua Fit	Laps		Aqua Fit	Laps		Aqua Fit	Laps		Laps		Laps		
	(4)	(2)		(4)	(2)		(4)	(2)		(4)	(2)		(4)	(2)		(6)		(6)		
9 - 9:30 AM	Laps (6)			Aqua Wellness (3)	Laps (3)		Les (1)	Laps (5)		Aqua Wellness (3)	Laps (3)		Les (1)	Laps (5)		Lessons (4)	Laps (2)		Laps (6)	
9:30 - 10 AM	Laps (6)			Aqua Wellness (3)	Laps (3)		Les (1)	Laps (5)		Aqua Wellness (3)	Laps (3)		Les (1)	Laps (5)		Lessons (4)	Laps (2)		Laps (6)	
10 - 11 AM	Laps (6)			A W (2)	Laps (4)		Les (1)	Laps (5)		Les (1)	Laps (5)		Les (1)	Laps (5)		Lessons (4)	Laps (2)		Laps (6)	
11 AM - 12 PM	Les (1)	Laps (5)		Les (1)	Laps (5)		Lessons (2)	Laps (4)		Les (1)	Laps (5)		Les (1)	Laps (5)		Lessons (4)	Laps (2)		Laps (6)	
12 - 1 PM	Les (1)	Laps (5)		Les (1)	Laps (5)		Les (1)	Laps (5)		Les (1)	Laps (5)		Les (1)	Laps (5)		Lessons (4)	Family Rec (2)	Laps (2)	Family Rec (4)	
1 - 1:30 PM	Les (1)	Laps (3)	Rec (2)	Les (1)	Laps (3)	Rec (2)	Les (1)	Laps (3)	Rec (2)	Les (1)	Laps (3)	Rec (2)	Les (1)	Laps (3)	Rec (2)	Lessons (4)	Rec (2)	Laps (2)	Family Rec (4)	
1:30 - 2 PM	Les (1)	Laps (3)	Rec (2)	Les (1)	Laps (3)	Rec (2)	Les (1)	Laps (3)	Rec (2)	Les (1)	Laps (3)	Rec (2)	Les (1)	Laps (3)	Rec (2)	Les (1)	Laps (1)	Family Rec (4)	Laps (2)	Family Rec (4)
2 - 2:45 PM	Laps (3)			Family Rec (2)	Laps (3)		Family Rec (2)	Les (1)	Laps (3)	Rec (2)	Laps (3)		Family Rec (2)	Les (1)	Laps (3)	Rec (2)	Laps (2)	Family Rec (4)	Laps (2)	Family Rec (4)
2:45 - 3 PM	Lessons (3)	Lap (1)	Rec (2)	Lessons (3)	Lap (1)	Rec (2)	Lessons (3)	Lap (1)	Rec (2)	Lessons (3)	Lap (1)	Rec (2)	Lessons (3)	Lap (1)	Rec (2)	Laps (2)	Family Rec (4)	Laps (2)	Family Rec (4)	
3 - 3:45 PM	Lessons (3)	Lap (1)	Family Rec (2)	Lessons (3)	Lap (1)	Family Rec (2)	Lessons (3)	Lap (1)	Family Rec (2)	Lessons (3)	Lap (1)	Family Rec (2)	Lessons (3)	Lap (1)	Rec (2)	Laps (2)	Family Rec (4)	Laps (2)	Family Rec (4)	
3:45 - 4 PM	Lessons (3)	Bridge (3)		Lessons (3)	Bridge (3)		Lessons (3)	Bridge (3)		Lessons (3)	Bridge (3)		Lessons (3)	Lap (1)	Rec (2)	Laps (2)	Family Rec (4)	Laps (2)	Family Rec (4)	
4 - 5 PM	Lessons (3)	Bridge (3)		Lessons (3)	Bridge (3)		Lessons (3)	Bridge (3)		Lessons (3)	Bridge (3)		Lessons (3)	Lap (1)	Rec (2)	Winter closing time is 4 pm				
5 - 6 PM	Lessons (3)	Bridge (3)		Lessons (3)	Bridge (3)		Lessons (3)	Bridge (3)		Lessons (3)	Bridge (3)		Lessons (3)	Lap (1)	Rec (2)					
6 - 6:45 PM	Lessons (3)	Bridge (3)		Lessons (3)	Bridge (3)		Lessons (3)	Bridge (3)		Lessons (3)	Bridge (3)		Lessons (3)	Lap (1)	Rec (2)					
6:45 - 7 PM	Laps (3)	Family Rec (3)		Laps (3)	Family Rec (3)		Laps (3)	Family Rec (3)		Laps (3)	Family Rec (3)		Laps (3)	Family Rec (3)						
7 - 8 PM	Laps (3)	Family Rec (3)		Laps (3)	Family Rec (3)		Laps (3)	Family Rec (3)		Laps (3)	Family Rec (3)		Laps (3)	Family Rec (3)						

Notice the diversity of programming along with ample lap and open swimming opportunities.

2024 School Year- Burgess Performance Pool

	MONDAY		TUESDAY		WEDNESDAY		THURSDAY		FRIDAY		SATURDAY		SUNDAY	
6 - 7 AM	Masters	Lap	Masters	Lap	Masters	Lap	Masters	Lap	Masters	Lap	Masters	Lap	Laps	
	(8)	(3)	(8)	(3)	(8)	(3)	(8)	(3)	(8)	(3)	(8)	(3)	(11)	
7 - 8 AM	Masters	Lap	Masters	Lap	Masters	Lap	Masters	Lap	Masters	Lap	Masters	Lap	Masters	Lap
	(8)	(3)	(8)	(3)	(8)	(3)	(8)	(3)	(8)	(3)	(8)	(3)	(8)	(3)
8 - 9 AM	Laps		Laps		Laps		Laps		Laps		Laps		Mavens	Lap
	(11)		(11)		(11)		(11)		(11)		(11)		(8)	(3)
9 - 9:15 AM	Laps		Laps		Laps		Laps		Laps		Laps		Mavens	Lap
	(11)		(11)		(11)		(11)		(11)		(11)		(8)	(3)
9:15 - 10 AM	Laps		Laps		Laps		Laps		Laps		Youth Teams	Laps	Mavens	Lap
	(11)		(11)		(11)		(11)		(11)		(2)	(9)	(8)	(3)
10 - 11 AM	Laps		Laps		Laps		Laps		Laps		Youth Teams	Laps	Laps	
	(11)		(11)		(11)		(11)		(11)		(2)	(9)	(11)	
11 - 11:15 AM	Laps		Laps		Laps		Laps		Laps		Youth Teams	Laps	Laps	
	(11)		(11)		(11)		(11)		(11)		(2)	(9)	(11)	
11:15 AM - 12 PM	Laps		Laps		Laps		Laps		Laps		Laps		Laps	
	(11)		(11)		(11)		(11)		(11)		(11)		(11)	
12 - 1 PM	Masters	Lap	Masters	Lap	Masters	Lap	Masters	Lap	Laps		Laps		Laps	
	(8)	(3)	(8)	(3)	(8)	(3)	(8)	(3)	(11)		(11)		(11)	
1 - 2 PM	Laps		Laps		Laps		Laps		Laps		Laps		Laps	
	(11)		(11)		(11)		(11)		(11)		(11)		(11)	
2 - 3 PM	Laps		Laps		Laps		Laps		Laps		Laps		Laps	
	(11)		(11)		(11)		(11)		(11)		(11)		(11)	
3 - 4 PM	Laps		Laps		Laps		Laps		Laps		Laps		Laps	
	(11)		(11)		(11)		(11)		(11)		(11)		(11)	
4 - 5 PM	Youth Teams	Laps	Youth Teams	Laps	Youth Teams	Laps	Youth Teams	Laps	Youth Teams	Laps	Winter closing time is 4 pm			
	(8)	(3)	(8)	(3)	(8)	(3)	(8)	(3)	(8)	(3)				
5 - 6 PM	Youth Teams	Laps	Youth Teams	Laps	Youth Teams	Laps	Youth Teams	Laps	Youth Teams	Laps				
	(8)	(3)	(8)	(3)	(8)	(3)	(8)	(3)	(8)	(3)				
6 - 7 PM	Youth Teams	Laps	Youth Teams	Laps	Youth Teams	Laps	Youth Teams	Laps	Youth Teams	Laps				
	(8)	(3)	(8)	(3)	(8)	(3)	(8)	(3)	(8)	(3)				
7 - 8 PM	Youth Teams	Laps	Youth Teams	Laps	Youth Teams	Laps	Youth Teams	Laps	Youth Teams	Laps				
	(8)	(3)	(8)	(3)	(8)	(3)	(8)	(3)	(8)	(3)				

Notice that lap lanes are available every open hour throughout the week.



2024 School Year- Burgess Wading Pool

Open Sa & Su 11am- 5pm in early fall as weather and staffing permits.

2024 Summer- Burgess Instructional Pool

	MONDAY		TUESDAY		WEDNESDAY		THURSDAY		FRIDAY		SATURDAY		SUNDAY		
6 - 7 AM	Laps		Laps		Laps		Laps		Laps		Laps		Laps		
	(6)		(6)		(6)		(6)		(6)		(6)		(6)		
7 - 8 AM	Laps		Laps		Laps		Laps		Laps		Laps		Laps		
	(6)		(6)		(6)		(6)		(6)		(6)		(6)		
8 - 9 AM	Aqua Fit	Laps	Aqua Fit	Laps	Aqua Fit	Laps	Aqua Fit	Laps	Aqua Fit	Laps	Laps		Laps		
	(4)	(2)	(4)	(2)	(4)	(2)	(4)	(2)	(4)	(2)	(6)		(6)		
9 - 9:30 AM	Laps (6)		AW (2)	Laps (4)		Laps (6)		AW (3)	Laps (3)	Laps (6)		Lessons (4)	Rec (2)	Laps (2)	Family Rec (4)
9:30 - 10 AM	Laps (3)	Camp (3)	AW (2)	Lap (1)	Camp (3)	Laps (3)	Camp (3)	AW (3)	Camp (3)	Laps (3)	Camp (3)	Lessons (4)	Rec (2)	Laps (2)	Family Rec (4)
10 - 11 AM	Laps	Camp	AW	Lap	Camp	Laps	Camp	Laps	Camp	Laps	Camp	Lessons	Family Rec	Laps	Family Rec
	(3)	(3)	(1)	(2)	(3)	(3)	(3)	(3)	(3)	(3)	(3)	(4)	(2)	(2)	(4)
11 - 11:45 AM	Laps (3)	Camp (3)	Laps (3)	Camp (3)	Laps (3)	Camp (3)	Laps (3)	Camp (3)	Laps (3)	Camp (3)	Lessons (4)	Rec (2)	Laps (2)	Family Rec (4)	
11:45 AM - 12:30 PM	Laps (3)	Family Rec (3)	Laps (3)	Family Rec (3)	Laps (3)	Family Rec (3)	Laps (3)	Family Rec (3)	Laps (3)	Family Rec (3)	Lessons (4)	Rec (2)	Laps (2)	Family Rec (4)	
12:30 - 1 PM	Camp (3)	Family Rec (3)	Camp (3)	Family Rec (3)	Camp (3)	Family Rec (3)	Camp (3)	Family Rec (3)	Camp (3)	Family Rec (3)	Lessons (4)	Rec (2)	Laps (2)	Family Rec (4)	
1 - 1:30 PM	Camp (3)	Family Rec (3)	Camp (3)	Family Rec (3)	Camp (3)	Family Rec (3)	Camp (3)	Family Rec (3)	Camp (3)	Family Rec (3)	Lessons (4)	Family (2)	Laps (2)	Family Rec (4)	
1:30- 2 PM	Lessons (3)	Family Rec (3)	Lessons (3)	Family Rec (3)	Lessons (3)	Family Rec (3)	Lessons (3)	Family Rec (3)	Laps (3)	Family Rec (3)	Laps (2)	Family Rec (4)	Laps (2)	Family Rec (4)	
2 - 3 PM	Lessons	Family Rec	Lessons	Family Rec	Lessons	Family Rec	Lessons	Family Rec	Laps	Family Rec	Laps	Family Rec	Laps	Family Rec	
	(3)	(3)	(3)	(3)	(3)	(3)	(3)	(3)	(3)	(3)	(2)	(4)	(2)	(4)	
3 - 4 PM	Lessons	Family Rec	Lessons	Family Rec	Lessons	Family Rec	Lessons	Family Rec	Laps	Family Rec	Laps	Family Rec	Laps	Family Rec	
	(3)	(3)	(3)	(3)	(3)	(3)	(3)	(3)	(3)	(3)	(2)	(4)	(2)	(4)	
4 - 5 PM	Lessons	Family Rec	Lessons	Family Rec	Lessons	Family Rec	Lessons	Family Rec	Laps	Family Rec	Laps	Family Rec	Laps	Family Rec	
	(3)	(3)	(3)	(3)	(3)	(3)	(3)	(3)	(3)	(3)	(2)	(4)	(2)	(4)	
5 - 6 PM	Lessons	Family Rec	Lessons	Family Rec	Lessons	Family Rec	Lessons	Family Rec	Laps	Family Rec					
	(3)	(3)	(3)	(3)	(3)	(3)	(3)	(3)	(3)	(3)					
6 - 7 PM	Lessons	Family Rec	Lessons	Family Rec	Lessons	Family Rec	Lessons	Family Rec	Laps	Family Rec					
	(3)	(3)	(3)	(3)	(3)	(3)	(3)	(3)	(3)	(3)					
7 - 8 PM	Laps	Family Rec	Laps	Family Rec	Laps	Family Rec	Laps	Family Rec	Laps	Family Rec					
	(3)	(3)	(3)	(3)	(3)	(3)	(3)	(3)	(3)	(3)					

Notice the abundance of open/family swim opportunities.

2024 Summer- Burgess Performance Pool

	MONDAY		TUESDAY		WEDNESDAY		THURSDAY		FRIDAY		SATURDAY		SUNDAY	
6 - 7 AM	Masters (8)	Lap (3)	Masters (8)	Lap (3)	Masters (8)	Lap (3)	Masters (8)	Lap (3)	Masters (8)	Lap (3)	Masters (8)	Lap (3)	Laps (11)	
7 - 8 AM	Masters (8)	Lap (3)	Masters (8)	Lap (3)	Masters (8)	Lap (3)	Masters (8)	Lap (3)	Masters (8)	Lap (3)	Masters (8)	Lap (3)	Masters (8)	Lap (3)
8 - 9 AM	Laps (11)		Laps (11)		Laps (11)		Laps (11)		Laps (11)		Youth Teams (2)	Laps (9)	Mavens (8)	Lap (3)
9 - 9:30 AM	Laps (11)		Laps (11)		Laps (11)		Laps (11)		Laps (11)		Youth (2)	Laps (9)	Mavens (8)	Lap (3)
9:30 - 10 AM	Camp (3)	Laps (8)	Camp (3)	Laps (8)	Camp (3)	Laps (8)	Camp (3)	Laps (8)	Camp (3)	Laps (8)	Youth (2)	Laps (9)	Mavens (8)	Lap (3)
10 - 11 AM	Camp (3)	Laps (8)	Camp (3)	Laps (8)	Camp (3)	Laps (8)	Camp (3)	Laps (8)	Camp (3)	Laps (8)	Laps (11)		Laps (11)	
11 AM - 12 PM	Camp (3)	Laps (8)	Camp (3)	Laps (8)	Camp (3)	Laps (8)	Camp (3)	Laps (8)	Camp (3)	Laps (8)	Laps (11)		Laps (11)	
12 - 1 PM	Masters (8)	Lap (3)	Masters (8)	Lap (3)	Masters (8)	Lap (3)	Masters (8)	Lap (3)	Laps (11)		Laps (11)		Laps (11)	
1 - 1:30 PM	Camp (3)	Laps (8)	Camp (3)	Laps (8)	Camp (3)	Laps (8)	Camp (3)	Laps (8)	Camp (3)	Laps (8)	Laps (11)		Laps (11)	
1:30 - 2 PM	Laps (11)		Laps (11)		Laps (11)		Laps (11)		Laps (11)		Laps (11)		Laps (11)	
2 - 3 PM	Laps (11)		Laps (11)		Laps (11)		Laps (11)		Laps (11)		Laps (11)		Laps (11)	
3 - 3:30 PM	Laps (11)		Laps (11)		Laps (11)		Laps (11)		Laps (11)		Laps (11)		Laps (11)	
3:30 - 4 PM	Youth (4)	Laps (7)	Youth (4)	Laps (7)	Youth (4)	Laps (7)	Youth (4)	Laps (7)	Youth (4)	Laps (7)	Laps (11)		Laps (11)	
4 - 5 PM	Youth Teams (8)	Laps (3)	Youth Teams (8)	Laps (3)	Youth Teams (8)	Laps (3)	Youth Teams (8)	Laps (3)	Youth Teams (8)	Laps (3)	Laps (11)		Laps (11)	
5 - 6 PM	Youth Teams (8)	Laps (3)	Youth Teams (8)	Laps (3)	Youth Teams (8)	Laps (3)	Youth Teams (8)	Laps (3)	Youth Teams (8)	Laps (3)				
6 - 7 PM	Youth Teams (8)	Laps (3)	Youth Teams (8)	Laps (3)	Youth Teams (8)	Laps (3)	Youth Teams (8)	Laps (3)	Youth Teams (8)	Laps (3)				
7 - 8 PM	Youth Teams (8)	Laps (3)	Youth Teams (8)	Laps (3)	Youth Teams (8)	Laps (3)	Youth Teams (8)	Laps (3)	Youth Teams (8)	Laps (3)				

Notice how space is provided for summer youth programming while still having ample opportunity for lap swimming.

2024 Summer- Burgess Wading Pool

Monday- Sunday 11am-5pm.

The wading pool is mostly used during the 10 weeks of summer and the 2-3 weeks preceding summer and the 2-3 weeks following summer. The pool is primarily used by parents with their young children under 6 years of age and mostly when the sun is shining on the pool. The small square pool has a water depth of 1 foot 6 inches that is fenced off from the other parts of the facility. A small lawn area with picnic tables adds to the summer popularity of this amenity.

Projected 2025 School Year- Burgess Instructional Pool

	MONDAY			TUESDAY			WEDNESDAY			THURSDAY			FRIDAY			SATURDAY			SUNDAY		
6 - 7 AM	Laps			Laps			Laps			Laps			Laps			Laps			Laps		
	(6)			(6)			(6)			(6)			(6)			(6)			(6)		
7 - 8 AM	Laps			Laps			Laps			Laps			Laps			Laps			Laps		
	(6)			(6)			(6)			(6)			(6)			(6)			(6)		
8 - 9 AM	Aqua Fit	Laps		Aqua Fit	Laps		Aqua Fit	Laps		Aqua Fit	Laps		Aqua Fit	Laps		Laps		Laps			
	(4)	(2)		(4)	(2)		(4)	(2)		(4)	(2)		(4)	(2)		(6)		(6)			
9 - 9:30 AM	Laps			Laps			Laps			Aqua Wellness	Laps	Laps			Lessons		Laps	Laps			
	(6)			(6)			(6)			(3)	(3)	(6)			(4)		(2)	(6)			
9:30 - 10 AM	Laps			Laps			Laps			Aqua Wellness	Laps	Laps			Lessons		Laps	Laps			
	(6)			(6)			(6)			(3)	(3)	(6)			(4)		(2)	(6)			
10 - 10:15 AM	Laps			Laps			Laps			Laps			Laps			Lessons		Laps	Laps		
	(6)			(6)			(6)			(6)			(6)			(4)		(2)	(6)		
10:15 - 10:45 AM	Les	Laps		Laps			Les	Laps		Laps			Les	Laps		Lessons		Laps	Laps		
	(1)	(5)		(6)			(1)	(5)		(6)			(1)	(5)		(4)		(2)	(6)		
10:45 - 11 AM	Les	Laps		Les	Laps		Les	Laps		Les	Laps		Les	Laps		Lessons		Laps	Laps		
	(1)	(5)		(1)	(5)		(1)	(5)		(1)	(5)		(1)	(5)		(4)		(2)	(6)		
11 AM - 12 PM	Les	Laps		Les	Laps		Les	Laps		Les	Laps		Les	Laps		Lessons		Laps	Laps		
	(1)	(5)		(1)	(5)		(1)	(5)		(1)	(5)		(1)	(5)		(4)		(2)	(6)		
12 - 1 PM	Les	Laps		Les	Laps		Les	Laps		Les	Laps		Les	Laps		Lessons		Rec	Laps	Family Rec	
	(1)	(5)		(1)	(5)		(1)	(5)		(1)	(5)		(1)	(5)		(4)		(2)	(2)	(4)	
1 - 1:30 PM	Les	Laps	Rec	Les	Laps	Rec	Les	Laps	Rec	Les	Laps	Rec	Les	Laps	Rec	Lessons		Rec	Laps	Family Rec	
	(1)	(3)	(2)	(1)	(3)	(2)	(1)	(3)	(2)	(1)	(3)	(2)	(1)	(3)	(2)	(4)		(2)	(2)	(4)	
1:30- 2 PM	Les	Laps	Rec	Les	Laps	Rec	Les	Laps	Rec	Les	Laps	Rec	Les	Laps	Rec	Les	Lap	Family Rec	Laps	Family Rec	
	(1)	(3)	(2)	(1)	(3)	(2)	(1)	(3)	(2)	(1)	(3)	(2)	(1)	(3)	(2)	(1)	(1)	(4)	(2)	(4)	
2 - 2:15 PM	Les	Laps	Rec	Les	Laps	Rec	Les	Laps	Rec	Les	Laps	Rec	Les	Laps	Rec	Les	Lap	Family Rec	Laps	Family Rec	
	(1)	(3)	(2)	(1)	(3)	(2)	(1)	(3)	(2)	(1)	(3)	(2)	(1)	(3)	(2)	(1)	(1)	(4)	(2)	(4)	
2:15 - 2:45 PM	Laps		Rec	Les	Laps	Rec	Laps		Rec	Les	Laps	Rec	Laps		Rec	Laps	Family Rec	Laps	Family Rec		
	(4)		(2)	(1)	(3)	(2)	(4)		(2)	(1)	(3)	(2)	(4)		(2)	(2)	(4)	(2)	(4)		
2:45 - 3 PM	Lessons	Lap	Rec	Lessons	Lap	Rec	Lessons	Lap	Rec	Lessons	Lap	Rec	Lessons	Lap	Rec	Laps	Family Rec	Laps	Family Rec		
	(3)	(1)	(2)	(3)	(1)	(2)	(3)	(1)	(2)	(3)	(1)	(2)	(3)	(1)	(2)	(2)	(4)	(2)	(4)		
3 - 3:45 PM	Lessons	Lap	Rec	Lessons	Lap	Rec	Lessons	Lap	Rec	Lessons	Lap	Rec	Lessons	Lap	Rec	Laps	Family Rec	Laps	Family Rec		
	(3)	(1)	(2)	(3)	(1)	(2)	(3)	(1)	(2)	(3)	(1)	(2)	(3)	(1)	(2)	(2)	(4)	(2)	(4)		
3:45 - 4 PM	Lessons	Bridge		Lessons	Bridge		Lessons	Bridge		Lessons	Bridge		Lessons	Bridge		Laps	Family Rec	Laps	Family Rec		
	(3)	(3)		(3)	(3)		(3)	(3)		(3)	(3)		(3)	(3)		(2)	(4)	(2)	(4)		
4 - 5 PM	Lessons	Bridge		Lessons	Bridge		Lessons	Bridge		Lessons	Bridge		Lessons	Bridge		Winter closing time is 4 pm					
	(3)	(3)		(3)	(3)		(3)	(3)		(3)	(3)		(3)	(3)							
5 - 5:15 PM	Lessons	Bridge		Lessons	Bridge		Lessons	Bridge		Lessons	Bridge		Lessons	Bridge							
	(3)	(3)		(3)	(3)		(3)	(3)		(3)	(3)		(3)	(3)							
5:15 - 6 PM	Lessons	Bridge		Lessons	Bridge		Lessons	Bridge		Lessons	Bridge		Lessons	Lap	Rec						
	(3)	(3)		(3)	(3)		(3)	(3)		(3)	(3)		(3)	(1)	(2)						
6- 6:45 PM	Lessons	Bridge		Lessons	Bridge		Lessons	Bridge		Lessons	Bridge		Lessons	Lap	Rec						
	(3)	(3)		(3)	(3)		(3)	(3)		(3)	(3)		(3)	(1)	(2)						
6:45 - 7 PM	Laps	Family Rec		Laps	Family Rec		Laps	Family Rec		Laps	Family Rec		Laps	Family Rec							
	(3)	(3)		(3)	(3)		(3)	(3)		(3)	(3)		(3)	(3)							
7 - 8 PM	Laps	Family Rec		Laps	Family Rec		Laps	Family Rec		Laps	Family Rec		Laps	Family Rec							
	(3)	(3)		(3)	(3)		(3)	(3)		(3)	(3)		(3)	(3)							

Notice the diversity of offerings and an abundance of time and space devoted to instruction.

Projected 2025 School Year- Burgess Performance Pool

	MONDAY		TUESDAY		WEDNESDAY		THURSDAY		FRIDAY		SATURDAY		SUNDAY	
6 - 7 AM	Masters (8)	Lap (3)	Masters (8)	Lap (3)	Masters (8)	Lap (3)	Masters (8)	Lap (3)	Masters (8)	Lap (3)	Masters (8)	Lap (3)	Laps (11)	
7 - 8 AM	Masters (8)	Lap (3)	Masters (8)	Lap (3)	Masters (8)	Lap (3)	Masters (8)	Lap (3)	Masters (8)	Lap (3)	Masters (8)	Lap (3)	Masters (8)	Lap (3)
8 - 9 AM	Laps (11)		Laps (11)		Laps (11)		Laps (11)		Laps (11)		Laps (11)		Mavens (8)	Lap (3)
9 - 9:15 AM	Laps (11)		Laps (11)		Laps (11)		Laps (11)		Laps (11)		Laps (11)		Mavens (8)	Lap (3)
9:15 - 10 AM	Laps (11)		Laps (11)		Laps (11)		Laps (11)		Laps (11)		Youth Teams (2)	Laps (9)	Mavens (8)	Lap (3)
10 - 11 AM	Laps (11)		Laps (11)		Laps (11)		Laps (11)		Laps (11)		Youth Teams (2)	Laps (9)	Laps (11)	
11 - 11:15 AM	Laps (11)		Laps (11)		Laps (11)		Laps (11)		Laps (11)		Youth Teams (2)	Laps (9)	Laps (11)	
11:15 AM - 12 PM	Laps (11)		Laps (11)		Laps (11)		Laps (11)		Laps (11)		Laps (11)		Laps (11)	
12 - 1 PM	Masters (8)	Lap (3)	Masters (8)	Lap (3)	Masters (8)	Lap (3)	Masters (8)	Lap (3)	Laps (11)		Laps (11)		Laps (11)	
1 - 2 PM	Laps (11)		Laps (11)		Laps (11)		Laps (11)		Laps (11)		Clinics (2)	Laps (9)	Laps (11)	
2 - 3 PM	Laps (11)		Laps (11)		Laps (11)		Laps (11)		Laps (11)		Clinics (2)	Laps (9)	Laps (11)	
3 - 4 PM	Laps (11)		Laps (11)		Laps (11)		Laps (11)		Laps (11)		Clinics (2)	Laps (9)	Laps (11)	
4 - 5 PM	Youth Teams (8)	Laps (3)	Youth Teams (8)	Laps (3)	Youth Teams (8)	Laps (3)	Youth Teams (8)	Laps (3)	Youth Teams (8)	Laps (3)	Winter closing time is 4 pm			
5 - 6 PM	Youth Teams (8)	Laps (3)	Youth Teams (8)	Laps (3)	Youth Teams (8)	Laps (3)	Youth Teams (8)	Laps (3)	Youth Teams (8)	Laps (3)				
6 - 7 PM	Youth Teams (8)	Laps (3)	Youth Teams (8)	Laps (3)	Youth Teams (8)	Laps (3)	Youth Teams (8)	Laps (3)	Youth Teams (8)	Laps (3)				
7 - 8 PM	Youth Teams (8)	Laps (3)	Youth Teams (8)	Laps (3)	Youth Teams (8)	Laps (3)	Youth Teams (8)	Laps (3)	Youth Teams (8)	Laps (3)				

Projected 2025 School Year- Burgess Wading Pool

Seasonal. Open Sa & Su 11am- 5pm in early fall as weather and staffing permits.

Projected 2025 Summer- Burgess Instructional Pool

	MONDAY		TUESDAY		WEDNESDAY		THURSDAY		FRIDAY		SATURDAY		SUNDAY	
6 - 7 AM	Laps (6)		Laps (6)		Laps (6)		Laps (6)		Laps (6)		Laps (6)		Laps (6)	
7 - 8 AM	Laps (6)		Laps (6)		Laps (6)		Laps (6)		Laps (6)		Laps (6)		Laps (6)	
8 - 9 AM	Aqua Fit (4)	Laps (2)	Aqua Fit (4)	Laps (2)	Aqua Fit (4)	Laps (2)	Aqua Fit (4)	Laps (2)	Aqua Fit (4)	Laps (2)	Laps (6)		Laps (6)	
9 - 9:30 AM	Laps (6)		Laps (6)		Laps (6)		AW (3)	Laps (3)	Laps (6)		Lessons (4)	Rec (2)	Laps (2)	Family Rec (4)
9:30 - 10 AM	Laps (3)	Camp (3)	Laps (3)	Camp (3)	Laps (3)	Camp (3)	AW (3)	Camp (3)	Laps (3)	Camp (3)	Lessons (4)	Rec (2)	Laps (2)	Family Rec (4)
10 - 11 AM	Laps (3)	Camp (3)	Laps (3)	Camp (3)	Laps (3)	Camp (3)	Laps (3)	Camp (3)	Laps (3)	Camp (3)	Lessons (4)	Family Rec (2)	Laps (2)	Family Rec (4)
11 - 11:45 AM	Laps (3)	Camp (3)	Laps (3)	Camp (3)	Laps (3)	Camp (3)	Laps (3)	Camp (3)	Laps (3)	Camp (3)	Lessons (4)	Rec (2)	Laps (2)	Family Rec (4)
11:45 AM - 12:30 PM	Laps (3)	Family Rec (3)	Laps (3)	Family Rec (3)	Laps (3)	Family Rec (3)	Laps (3)	Family Rec (3)	Laps (3)	Family Rec (3)	Lessons (4)	Rec (2)	Laps (2)	Family Rec (4)
12:30 - 1 PM	Camp (3)	Family Rec (3)	Camp (3)	Family Rec (3)	Camp (3)	Family Rec (3)	Camp (3)	Family Rec (3)	Camp (3)	Family Rec (3)	Lessons (4)	Rec (2)	Laps (2)	Family Rec (4)
1 - 1:30 PM	Camp (3)	Family Rec (3)	Camp (3)	Family Rec (3)	Camp (3)	Family Rec (3)	Camp (3)	Family Rec (3)	Camp (3)	Family Rec (3)	Lessons (4)	Family Rec (2)	Laps (2)	Family Rec (4)
1:30 - 2 PM	Lessons (3)	Family Rec (3)	Lessons (3)	Family Rec (3)	Lessons (3)	Family Rec (3)	Lessons (3)	Family Rec (3)	Laps (3)	Family Rec (3)	Laps (2)	Family Rec (4)	Laps (2)	Family Rec (4)
2 - 3 PM	Lessons (3)	Family Rec (3)	Lessons (3)	Family Rec (3)	Lessons (3)	Family Rec (3)	Lessons (3)	Family Rec (3)	Laps (3)	Family Rec (3)	Laps (2)	Family Rec (4)	Laps (2)	Family Rec (4)
3 - 4 PM	Lessons (3)	Family Rec (3)	Lessons (3)	Family Rec (3)	Lessons (3)	Family Rec (3)	Lessons (3)	Family Rec (3)	Laps (3)	Family Rec (3)	Laps (2)	Family Rec (4)	Laps (2)	Family Rec (4)
4 - 5 PM	Lessons (3)	Family Rec (3)	Lessons (3)	Family Rec (3)	Lessons (3)	Family Rec (3)	Lessons (3)	Family Rec (3)	Laps (3)	Family Rec (3)	Laps (2)	Family Rec (4)	Laps (2)	Family Rec (4)
5 - 6 PM	Lessons (3)	Family Rec (3)	Lessons (3)	Family Rec (3)	Lessons (3)	Family Rec (3)	Lessons (3)	Family Rec (3)	Laps (3)	Family Rec (3)				
6 - 7 PM	Lessons (3)	Family Rec (3)	Lessons (3)	Family Rec (3)	Lessons (3)	Family Rec (3)	Lessons (3)	Family Rec (3)	Laps (3)	Family Rec (3)				
7 - 8 PM	Laps (3)	Family Rec (3)	Laps (3)	Family Rec (3)	Laps (3)	Family Rec (3)	Laps (3)	Family Rec (3)	Laps (3)	Family Rec (3)				

Projected 2025 Summer- Burgess Performance Pool

	MONDAY		TUESDAY		WEDNESDAY		THURSDAY		FRIDAY		SATURDAY		SUNDAY	
6 - 7 AM	Masters (8)	Lap (3)	Masters (8)	Lap (3)	Masters (8)	Lap (3)	Masters (8)	Lap (3)	Masters (8)	Lap (3)	Masters (8)	Lap (3)	Laps (11)	
7 - 8 AM	Masters (8)	Lap (3)	Masters (8)	Lap (3)	Masters (8)	Lap (3)	Masters (8)	Lap (3)	Masters (8)	Lap (3)	Masters (8)	Lap (3)	Masters (8)	Lap (3)
8 - 9 AM	Laps (11)		Laps (11)		Laps (11)		Laps (11)		Laps (11)		Youth Teams (2)	Laps (9)	Mavens (8)	Lap (3)
9 - 9:30 AM	Laps (11)		Laps (11)		Laps (11)		Laps (11)		Laps (11)		Youth (2)	Laps (9)	Mavens (8)	Lap (3)
9:30 - 10 AM	Camp (3)	Laps (8)	Camp (3)	Laps (8)	Camp (3)	Laps (8)	Camp (3)	Laps (8)	Camp (3)	Laps (8)	Youth (2)	Laps (9)	Mavens (8)	Lap (3)
10 - 11 AM	Camp (3)	Laps (8)	Camp (3)	Laps (8)	Camp (3)	Laps (8)	Camp (3)	Laps (8)	Camp (3)	Laps (8)	Laps (11)		Laps (11)	
11 AM - 12 PM	Camp (3)	Laps (8)	Camp (3)	Laps (8)	Camp (3)	Laps (8)	Camp (3)	Laps (8)	Camp (3)	Laps (8)	Laps (11)		Laps (11)	
12 - 1 PM	Masters (8)	Lap (3)	Masters (8)	Lap (3)	Masters (8)	Lap (3)	Masters (8)	Lap (3)	Laps (11)		Laps (11)		Laps (11)	
1 - 1:30 PM	Camp (3)	Laps (8)	Camp (3)	Laps (8)	Camp (3)	Laps (8)	Camp (3)	Laps (8)	Camp (3)	Laps (8)	Clinics (2)	Laps (9)	Laps (11)	
1:30 - 2 PM	Laps (11)		Laps (11)		Laps (11)		Laps (11)		Laps (11)		Clinics (2)	Laps (9)	Laps (11)	
2 - 3 PM	Laps (11)		Laps (11)		Laps (11)		Laps (11)		Laps (11)		Clinics (2)	Laps (9)	Laps (11)	
3 - 3:30 PM	Laps (11)		Laps (11)		Laps (11)		Laps (11)		Laps (11)		Clinics (2)	Laps (9)	Laps (11)	
3:30 - 4 PM	Youth (4)	Laps (7)	Youth (4)	Laps (7)	Youth (4)	Laps (7)	Youth (4)	Laps (7)	Youth (4)	Laps (7)	Clinics (2)	Laps (9)	Laps (11)	
4 - 5 PM	Youth Teams (8)	Laps (3)	Youth Teams (8)	Laps (3)	Youth Teams (8)	Laps (3)	Youth Teams (8)	Laps (3)	Youth Teams (8)	Laps (3)	Laps (11)		Laps (11)	
5 - 6 PM	Youth Teams (8)	Laps (3)	Youth Teams (8)	Laps (3)	Youth Teams (8)	Laps (3)	Youth Teams (8)	Laps (3)	Youth Teams (8)	Laps (3)				
6 - 7 PM	Youth Teams (8)	Laps (3)	Youth Teams (8)	Laps (3)	Youth Teams (8)	Laps (3)	Youth Teams (8)	Laps (3)	Youth Teams (8)	Laps (3)				
7 - 8 PM	Youth Teams (8)	Laps (3)	Youth Teams (8)	Laps (3)	Youth Teams (8)	Laps (3)	Youth Teams (8)	Laps (3)	Youth Teams (8)	Laps (3)				

Projected 2025 Summer- Burgess Wading Pool

Monday-Sunday 11am-5pm

2024 School Year- Belle Haven Instructional Pool

	MONDAY	TUESDAY	WEDNESDAY	THURSDAY	FRIDAY	SATURDAY	SUNDAY
8 - 9 AM						Laps (4)	Laps (4)
9 - 10 AM						Laps (4)	Laps (4)
10 - 11 AM	Laps (4)	Laps (4)	Laps (4)	Laps (4)	Laps (4)	Laps (2) Family Rec (2)	Laps (2) Family Rec (2)
11 AM - 12 PM	Laps (4)	Laps (2) Aqua Fit (2)	Le (1) Laps (3)	Laps (2) Aqua Fit (2)	Le (1) Laps (3)	Laps (2) Family Rec (2)	Laps (2) Family Rec (2)
12 - 1 PM	Laps (2) Family Rec (2)	Laps (2) Family Rec (2)	Le (1) La (1) Family Rec (2)	Laps (2) Family Rec (2)	Le (1) La (1) Family Rec (2)	Family Rec (4)	Family Rec (4)
1 - 2 PM	Laps (2) Family Rec (2)	Laps (2) Family Rec (2)	Laps (2) Family Rec (2)	Laps (2) Family Rec (2)	Laps (2) Family Rec (2)	Family Rec (4)	Family Rec (4)
2 - 2:45 PM	Laps (2) Family Rec (2)	Laps (2) Family Rec (2)	Laps (2) Family Rec (2)	Laps (2) Family Rec (2)	Laps (2) Family Rec (2)	Family Rec (4)	Family Rec (4)
2:45 - 3 PM	Lessons (2) Rec (2)	Lessons (2) Rec (2)	Lessons (2) Rec (2)	Laps (2) Rec (2)	Laps (2) Rec (2)	Family Rec (4)	Family Rec (4)
3 - 4 PM	Lessons (2) Family Rec (2)	Lessons (2) Family Rec (2)	Lessons (2) Family Rec (2)	Laps (2) Family Rec (2)	Laps (2) Family Rec (2)	Family Rec (4)	Family Rec (4)
4 - 5 PM	Lessons (2) Family Rec (2)	Lessons (2) Family Rec (2)	Lessons (2) Family Rec (2)	Laps (2) Family Rec (2)	Laps (2) Family Rec (2)	Family Rec (4)	Family Rec (4)
5 - 6 PM	Lessons (2) Family Rec (2)	Lessons (2) Family Rec (2)	Lessons (2) Family Rec (2)	Laps (2) Family Rec (2)	Laps (2) Family Rec (2)		
6 - 7 PM	Lessons (2) Family Rec (2)	Lessons (2) Family Rec (2)	Lessons (2) Family Rec (2)	Laps (2) Family Rec (2)	Laps (2) Family Rec (2)		

Notice the diversity of programming along with ample lap and open swimming opportunities.

2024 School Year- Belle Haven Performance Pool

	MONDAY			TUESDAY			WEDNESDAY			THURSDAY			FRIDAY		SATURDAY		SUNDAY
8 - 9 AM															Laps	Laps	
															(6)	(6)	
9 - 10 AM															Youth Teams	Laps	
															(4)	(2)	
10 - 11 AM	Laps	Laps	Laps	Laps	Laps	Laps	Laps	Laps	Laps	Laps	Laps	Youth Teams	Laps	Laps			
	(6)	(6)	(6)	(6)	(6)	(6)	(6)	(6)	(6)	(6)	(6)	(4)	(2)	(6)			
11 AM - 12 PM	Laps	Laps	Laps	Laps	Laps	Laps	Laps	Laps	Laps	Laps	Laps	Laps	Laps	Laps			
	(6)	(6)	(6)	(6)	(6)	(6)	(6)	(6)	(6)	(6)	(6)	(6)	(6)	(6)			
12 - 1 PM	Laps	Laps	Laps	Laps	Laps	Laps	Laps	Laps	Laps	Laps	Laps	Laps	Laps	Laps			
	(6)	(6)	(6)	(6)	(6)	(6)	(6)	(6)	(6)	(6)	(6)	(6)	(6)	(6)			
1 - 2 PM	Laps	Laps	Laps	Laps	Laps	Laps	Laps	Laps	Laps	Laps	Laps	Laps	Laps	Laps			
	(6)	(6)	(6)	(6)	(6)	(6)	(6)	(6)	(6)	(6)	(6)	(6)	(6)	(6)			
2 - 3 PM	Laps	Laps	Laps	Laps	Laps	Laps	Laps	Laps	Laps	Laps	Laps	Laps	Laps	Laps			
	(6)	(6)	(6)	(6)	(6)	(6)	(6)	(6)	(6)	(6)	(6)	(6)	(6)	(6)			
3 - 4 PM	Laps	Le	Laps	Le	Laps	Le	Laps	Le	Laps	Le	Laps	Laps	Laps	Laps			
	(5)	(1)	(5)	(1)	(5)	(1)	(5)	(1)	(5)	(1)	(6)	(6)	(6)	(6)			
4 - 5 PM	Youth Teams	La	Le	Youth Teams	La	Le	Youth Teams	Laps	Le	Youth Teams	Laps	Youth Teams	Laps	Laps			
	(4)	(1)	(1)	(4)	(1)	(1)	(2)	(3)	(1)	(4)	(2)	(4)	(2)	(6)			
5 - 6 PM	Youth Teams	La	Le	Youth Teams	La	Le	Youth Teams	Laps	Le	Youth Teams	Laps	Youth Teams	Laps				
	(4)	(1)	(1)	(4)	(1)	(1)	(2)	(3)	(1)	(4)	(2)	(4)	(2)				
6 - 7 PM	Youth Teams	Laps	Le	Youth Teams	Laps	Le	Laps	Le	Youth Teams	Laps	Youth Teams	Laps					
	(2)	(3)	(1)	(2)	(3)	(1)	(5)	(1)	(2)	(4)	(2)	(4)					

Notice that lap lanes are available every open hour throughout the week.

2024 Summer- Belle Haven Instructional Pool

	MONDAY		TUESDAY		WEDNESDAY		THURSDAY		FRIDAY		SATURDAY	SUNDAY	
8 - 9 AM	Laps		Laps		Laps		Laps		Laps				
	(4)		(4)		(4)		(4)		(4)				
9 - 10 AM	Laps		Laps		Laps		Laps		Laps				Lessons
	(4)		(4)		(4)		(4)		(4)				(4)
10 - 11 AM	Camps	Laps	Camps	Laps	Camps	Laps	Camps	Laps	Camps	Laps	Lessons		
	(2)	(2)	(2)	(2)	(2)	(2)	(2)	(2)	(2)	(2)	(4)		
11 AM - 12 PM	Camps	Laps	Camps	Laps	Camps	Laps	Camps	Laps	Camps	Laps	Lessons		
	(2)	(2)	(2)	(2)	(2)	(2)	(2)	(2)	(2)	(2)	(4)		
12 - 12:30 PM	Laps	Rec	Laps	Rec	Laps	Rec	Laps	Rec	Laps	Rec	Family Rec	Family Rec	
	(2)	(2)	(2)	(2)	(2)	(2)	(2)	(2)	(2)	(2)	(4)	(4)	
12:30 - 1 PM	Camps	Rec	Camps	Rec	Camps	Rec	Camps	Rec	Camps	Rec	Family Rec	Family Rec	
	(2)	(2)	(2)	(2)	(2)	(2)	(2)	(2)	(2)	(2)	(4)	(4)	
1 - 1:30 PM	Camps	Rec	Camps	Rec	Camps	Rec	Camps	Rec	Camps	Rec	Family Rec	Family Rec	
	(2)	(2)	(2)	(2)	(2)	(2)	(2)	(2)	(2)	(2)	(4)	(4)	
1:30 - 2 PM	Lessons	Rec	Lessons	Rec	Lessons	Rec	Lessons	Rec	Family Rec		Family Rec	Family Rec	
	(2)	(2)	(2)	(2)	(2)	(2)	(2)	(2)	(4)		(4)	(4)	
2 - 3 PM	Lessons	Family Rec	Lessons	Family Rec	Lessons	Family Rec	Lessons	Family Rec	Family Rec		Family Rec	Family Rec	
	(2)	(2)	(2)	(2)	(2)	(2)	(2)	(2)	(4)		(4)	(4)	
3 - 4 PM	Lessons	Family Rec	Lessons	Family Rec	Lessons	Family Rec	Lessons	Family Rec	Family Rec		Family Rec	Family Rec	
	(2)	(2)	(2)	(2)	(2)	(2)	(2)	(2)	(4)		(4)	(4)	
4 - 5 PM	Lessons	Family Rec	Lessons	Family Rec	Lessons	Family Rec	Lessons	Family Rec	Family Rec				
	(2)	(2)	(2)	(2)	(2)	(2)	(2)	(2)	(4)				
5 - 6 PM	Lessons	Family Rec	Lessons	Family Rec	Lessons	Family Rec	Lessons	Family Rec	Family Rec				
	(2)	(2)	(2)	(2)	(2)	(2)	(2)	(2)	(4)				
6 - 6:15 PM	Lessons	Family Rec	Lessons	Family Rec	Lessons	Family Rec	Lessons	Family Rec	Family Rec				
	(2)	(2)	(2)	(2)	(2)	(2)	(2)	(2)	(4)				
6:15 - 7 PM	Family Rec		Family Rec		Family Rec		Family Rec		Family Rec				
	(4)		(4)		(4)		(4)		(4)				

Notice the abundance of open/family swim opportunities.

2024 Summer- Belle Haven Performance Pool

	MONDAY		TUESDAY		WEDNESDAY		THURSDAY		FRIDAY		SATURDAY		SUNDAY			
8 - 9 AM	Laps		Laps		Laps		Laps		Laps							
	(6)		(6)		(6)		(6)		(6)							
9 - 10 AM	Laps		Laps		Laps		Laps		Laps						Laps	Les
	(6)		(6)		(6)		(6)		(6)						(4)	(2)
10 - 11 AM	Laps	Ca	Laps	Ca	Laps	Ca	Laps	Ca	Laps	Ca	Laps	Les				
	(5)	(1)	(5)	(1)	(5)	(1)	(5)	(1)	(5)	(1)	(4)	(2)				
11 AM - 12 PM	Laps	Ca	Laps	Ca	Laps	Ca	Laps	Ca	Laps	Ca	Laps	Les				
	(5)	(1)	(5)	(1)	(5)	(1)	(5)	(1)	(5)	(1)	(4)	(2)				
12 - 1 PM	Rec	Laps	Rec	Laps	Rec	Laps	Rec	Laps	Rec	Laps	Rec	Laps	Rec	Laps		
	(2)	(4)	(2)	(4)	(2)	(4)	(2)	(4)	(2)	(4)	(2)	(4)	(2)	(4)		
1 - 2 PM	Rec	Laps	Rec	Laps	Rec	Laps	Rec	Laps	Rec	Laps	Rec	Laps	Rec	Laps		
	(2)	(4)	(2)	(4)	(2)	(4)	(2)	(4)	(2)	(4)	(2)	(4)	(2)	(4)		
2 - 3 PM	Rec	Laps	Le	Rec	Laps	Le	Rec	Laps	Le	Rec	Laps	Rec	Laps	Rec	Laps	
	(2)	(3)	(1)	(2)	(3)	(1)	(2)	(3)	(1)	(2)	(4)	(2)	(4)	(2)	(4)	
3 - 4 PM	Rec	Laps	Le	Rec	Laps	Le	Rec	Laps	Le	Rec	Laps	Rec	Laps	Rec	Laps	
	(2)	(3)	(1)	(2)	(3)	(1)	(2)	(3)	(1)	(2)	(4)	(2)	(4)	(2)	(4)	
4 - 5 PM	Rec	Laps	Rec	Laps	Rec	Laps	Rec	Laps	Rec	Laps						
	(2)	(4)	(2)	(4)	(2)	(4)	(2)	(4)	(2)	(4)						
5 - 6 PM	Rec	Laps	Rec	Laps	Rec	Lap	Rec	Lap	Rec	Lap						
	(2)	(4)	(2)	(4)	(2)	(4)	(2)	(4)	(2)	(4)						
6 - 7 PM	Rec	Laps	Rec	Laps	Rec	Laps	Rec	Laps	Rec	Laps						
	(2)	(4)	(2)	(4)	(2)	(4)	(2)	(4)	(2)	(4)						

Notice the abundance of lap and open/family recreational swim opportunities.

Projected 2025 School Year- Belle Haven Instructional Pool

	MONDAY		TUESDAY		WEDNESDAY		THURSDAY		FRIDAY		SATURDAY		SUNDAY	
8 - 9 AM											Laps (4)		Laps (4)	
9 - 10 AM											Laps (4)		Laps (4)	
10 - 11 AM	Laps (4)		Laps (4)		Laps (4)		Laps (4)		Laps (4)		Laps (2)	Family Rec (2)	Laps (2)	Family Rec (2)
11 AM - 12 PM	Laps (4)		Laps (2)	Aqua Fit (2)	Laps (4)		Laps (2)	Aqua Fit (2)	Laps (4)		Laps (2)	Family Rec (2)	Laps (2)	Family Rec (2)
12 - 1 PM	Laps (2)	Family Rec (2)	Laps (2)	Family Rec (2)	Laps (2)	Family Rec (2)	Laps (2)	Family Rec (2)	Laps (2)	Family Rec (2)	Family Rec (4)		Family Rec (4)	
1 - 2 PM	Laps (2)	Family Rec (2)	Laps (2)	Family Rec (2)	Laps (2)	Family Rec (2)	Laps (2)	Family Rec (2)	Laps (2)	Family Rec (2)	Family Rec (4)		Family Rec (4)	
2 - 2:45 PM	Laps (2)	Family Rec (2)	Laps (2)	Family Rec (2)	Laps (2)	Family Rec (2)	Laps (2)	Family Rec (2)	Laps (2)	Family Rec (2)	Family Rec (4)		Family Rec (4)	
2:45 - 3 PM	Lessons (2)	Rec (2)	Lessons (2)	Rec (2)	Lessons (2)	Rec (2)	Laps (2)	Rec (2)	Laps (2)	Rec (2)	Family Rec (4)		Family Rec (4)	
3 - 4 PM	Lessons (2)	Family Rec (2)	Lessons (2)	Family Rec (2)	Lessons (2)	Family Rec (2)	Laps (2)	Family Rec (2)	Laps (2)	Family Rec (2)	Family Rec (4)		Family Rec (4)	
4 - 5 PM	Lessons (2)	Family Rec (2)	Lessons (2)	Family Rec (2)	Lessons (2)	Family Rec (2)	Laps (2)	Family Rec (2)	Laps (2)	Family Rec (2)	Family Rec (4)		Family Rec (4)	
5 - 6 PM	Lessons (2)	Family Rec (2)	Lessons (2)	Family Rec (2)	Lessons (2)	Family Rec (2)	Laps (2)	Family Rec (2)	Laps (2)	Family Rec (2)				
6 - 7 PM	Lessons (2)	Family Rec (2)	Lessons (2)	Family Rec (2)	Lessons (2)	Family Rec (2)	Laps (2)	Family Rec (2)	Laps (2)	Family Rec (2)				

Projected 2025 School Year- Belle Haven Performance Pool

	MONDAY		TUESDAY		WEDNESDAY		THURSDAY		FRIDAY		SATURDAY		SUNDAY	
8 - 9 AM											Laps (6)		Laps (6)	
9 - 10 AM											Laps (6)		Laps (6)	
10 - 11 AM	Laps (6)		Laps (6)		Laps (6)		Laps (6)		Laps (6)		Youth Teams (4)	Laps (2)	YT (1)	Laps (5)
11 AM - 12 PM	Laps (6)		Laps (6)		Laps (6)		Laps (6)		Laps (6)		Youth Teams (4)	Laps (2)	YT (1)	Laps (5)
12 - 1 PM	Laps (6)		Laps (6)		Laps (6)		Laps (6)		Laps (6)		Laps (6)			Laps (6)
1 - 2 PM	Laps (6)		Laps (6)		Laps (6)		Laps (6)		Laps (6)		Laps (6)			Laps (6)
2 - 3 PM	Laps (6)		Laps (6)		Laps (6)		Laps (6)		Laps (6)		Laps (6)			Laps (6)
3 - 4 PM	Laps (6)		Laps (6)		Laps (6)		Laps (6)		Laps (6)		Laps (6)			Laps (6)
4 - 5 PM	Youth Teams (4)	Laps (2)	Youth Teams (4)	Laps (2)	Youth Teams (4)	Laps (2)	Youth Teams (4)	Laps (2)	Youth Teams (4)	Laps (2)	Laps (6)			Laps (6)
5 - 6 PM	Youth Teams (4)	Laps (2)	Youth Teams (4)	Laps (2)	Youth Teams (4)	Laps (2)	Youth Teams (4)	Laps (2)	Youth Teams (4)	Laps (2)				
6 - 7 PM	Youth Teams (2)	Laps (4)	Youth Teams (2)	Laps (4)	Youth Teams (2)	Laps (4)	Youth Teams (2)	Laps (4)	Youth Teams (2)	Laps (4)				

Projected 2025 Summer- Belle Haven Instructional Pool

	MONDAY		TUESDAY		WEDNESDAY		THURSDAY		FRIDAY		SATURDAY	SUNDAY
8 - 9 AM	Laps		Laps		Laps		Laps		Laps		Laps	Laps
	(4)		(4)		(4)		(4)		(4)		(4)	(4)
9 - 10 AM	Laps		Laps		Laps		Laps		Laps		Lessons	Laps
	(4)		(4)		(4)		(4)		(4)		(4)	(4)
10 - 11 AM	Camps	Laps	Camps	Laps	Camps	Laps	Camps	Laps	Camps	Laps	Lessons	Laps
	(3)	(1)	(3)	(1)	(3)	(1)	(3)	(1)	(3)	(1)	(4)	(4)
11 AM - 12 PM	Camps	Laps	Camps	Aqua Fit	Camps	Laps	Camps	Aqua Fit	Camps	Laps	Lessons	Laps
	(3)	(1)	(2)	(2)	(3)	(1)	(2)	(2)	(3)	(1)	(4)	(4)
12- 1 PM	Camps	Rec	Camps	Rec	Camps	Rec	Camps	Rec	Camps	Rec	Family Rec	Family Rec
	(2)	(2)	(2)	(2)	(2)	(2)	(2)	(2)	(2)	(2)	(4)	(4)
1 - 1:30 PM	Camps	Rec	Camps	Rec	Camps	Rec	Camps	Rec	Camps	Rec	Family Rec	Family Rec
	(2)	(2)	(2)	(2)	(2)	(2)	(2)	(2)	(2)	(2)	(4)	(4)
1:30 - 2 PM	Lessons	Rec	Lessons	Rec	Lessons	Rec	Lessons	Rec	Family Rec		Family Rec	Family Rec
	(2)	(2)	(2)	(2)	(2)	(2)	(2)	(2)	(4)		(4)	(4)
2 - 3 PM	Lessons	Family Rec	Lessons	Family Rec	Lessons	Family Rec	Lessons	Family Rec	Family Rec		Family Rec	Family Rec
	(2)	(2)	(2)	(2)	(2)	(2)	(2)	(2)	(4)		(4)	(4)
3 - 4 PM	Lessons	Family Rec	Lessons	Family Rec	Lessons	Family Rec	Lessons	Family Rec	Family Rec		Family Rec	Family Rec
	(2)	(2)	(2)	(2)	(2)	(2)	(2)	(2)	(4)		(4)	(4)
4 - 5 PM	Lessons	Family Rec	Lessons	Family Rec	Lessons	Family Rec	Lessons	Family Rec	Family Rec		Family Rec	Family Rec
	(2)	(2)	(2)	(2)	(2)	(2)	(2)	(2)	(4)		(4)	(4)
5 - 6 PM	Lessons	Family Rec	Lessons	Family Rec	Lessons	Family Rec	Lessons	Family Rec	Family Rec			
	(2)	(2)	(2)	(2)	(2)	(2)	(2)	(2)	(4)			
6 - 6:15 PM	Lessons	Family Rec	Lessons	Family Rec	Lessons	Family Rec	Lessons	Family Rec	Family Rec			
	(2)	(2)	(2)	(2)	(2)	(2)	(2)	(2)	(4)			
6:15 - 7 PM	Family Rec		Family Rec		Family Rec		Family Rec		Family Rec			
	(4)		(4)		(4)		(4)		(4)			

Projected 2025 Summer- Belle Haven Performance Pool

	MONDAY		TUESDAY		WEDNESDAY		THURSDAY		FRIDAY		SATURDAY		SUNDAY	
8 - 9 AM	Laps (6)		Laps (6)		Laps (6)		Laps (6)		Laps (6)		Youth Teams (4)	Laps (2)	Laps (6)	
9 - 10 AM	Laps (6)		Laps (6)		Laps (6)		Laps (6)		Laps (6)		Laps (5)	Le (1)	Laps (6)	
10 - 11 AM	Laps (5)	Ca (1)	Laps (5)	Ca (1)	Laps (5)	Ca (1)	Laps (5)	Ca (1)	Laps (5)	Ca (1)	Laps (5)	Le (1)	YT (1)	Laps (5)
11 AM - 12 PM	Laps (5)	Ca (1)	Laps (5)	Ca (1)	Laps (5)	Ca (1)	Laps (5)	Ca (1)	Laps (5)	Ca (1)	Laps (5)	Le (1)	YT (1)	Laps (5)
12 - 1 PM	Rec (2)	Laps (4)	Rec (2)	Laps (4)	Rec (2)	Laps (4)	Rec (2)	Laps (4)	Rec (2)	Laps (4)	Rec (2)	Laps (4)	Rec (2)	Laps (4)
1 - 2 PM	Rec (2)	Laps (4)	Rec (2)	Laps (4)	Rec (2)	Laps (4)	Rec (2)	Laps (4)	Rec (2)	Laps (4)	Rec (2)	Laps (4)	Rec (2)	Laps (4)
2 - 3 PM	Rec (2)	Laps (3)	Le (1)	Rec (2)	Laps (3)	Le (1)	Rec (2)	Laps (3)	Le (1)	Rec (2)	Laps (4)	Rec (2)	Laps (4)	Rec (2)
3 - 4 PM	Rec (2)	Laps (3)	Le (1)	Rec (2)	Laps (3)	Le (1)	Rec (2)	Laps (3)	Le (1)	Rec (2)	Laps (4)	Rec (2)	Laps (4)	Rec (2)
4 - 5 PM	Youth Teams (4)	Laps (2)	Youth Teams (4)	Laps (2)	Youth Teams (4)	Laps (2)	Youth Teams (4)	Laps (2)	Youth Teams (4)	Laps (2)	Rec (2)	Laps (4)	Rec (2)	Laps (4)
5 - 6 PM	Youth Teams (4)	Laps (2)	Youth Teams (4)	Laps (2)	Youth Teams (4)	Laps (2)	Youth Teams (4)	Laps (2)	Youth Teams (4)	Laps (2)				
6 - 7 PM	Youth Teams (2)	Laps (4)	Youth Teams (2)	Laps (4)	Youth Teams (2)	Laps (4)	Youth Teams (2)	Laps (4)	Youth Teams (2)	Laps (4)				

Program Statistics

Pool Visits

Burgess Pool Visits Detail

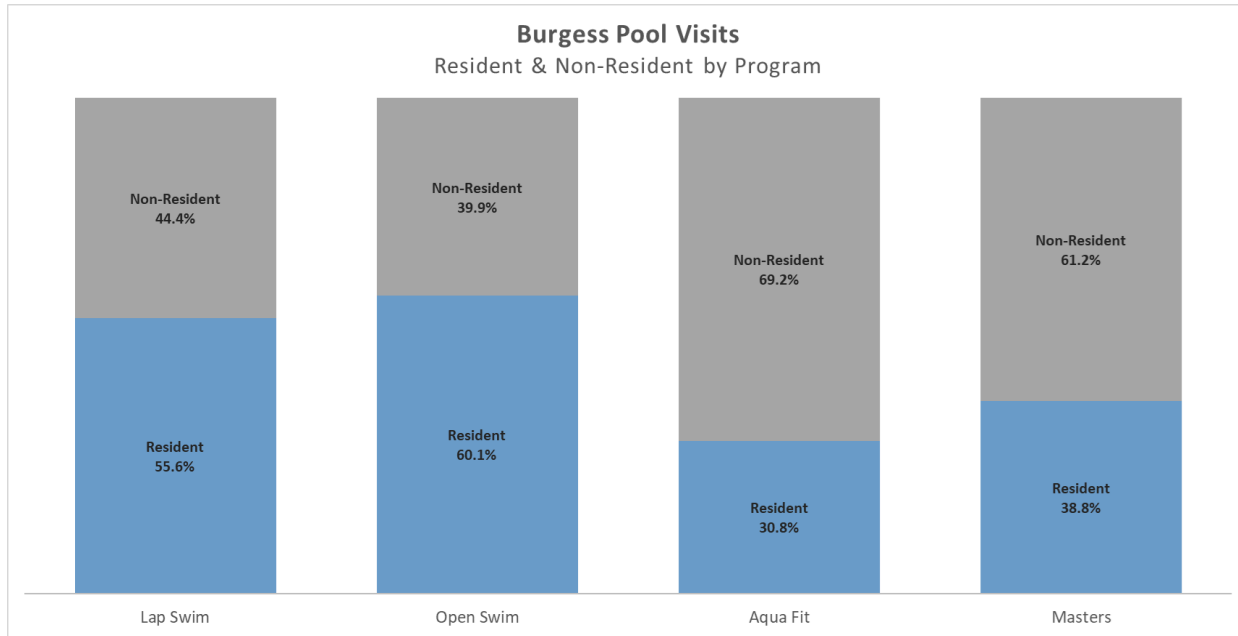
Visits	Resident	Resident %	Non-Resident	Non-Resident %	Total Visits
Lap-Member	16,426	53.3%	14,411	46.7%	30,837
Lap-Drop In	10,179	59.8%	6,846	40.2%	17,025
Open-Member	3,551	68.5%	1,635	31.5%	5,186
Open-Drop In	9,749	57.5%	7,196	42.5%	16,945
Aqua Fit	1,771	30.8%	3,973	69.2%	5,744
Masters	8,907	38.8%	14,023	61.2%	22,930
Swim School	11,298	48.3%	12,085	51.7%	23,383
Bridge Swim Program	3,817	57.1%	2,871	42.9%	6,688
Mavericks Summer Team	2,460	47.8%	2,682	52.2%	5,142
Camp	1,964	49.5%	2,002	50.5%	3,966
Pumpkin Splash	37	49.3%	38	50.7%	75
Total	70,159	50.9%	67,762	49.1%	137,921

Special Note-This table includes Menlo Swim & Sport programming numbers. Renters also contribute largely to the use of the pools and facilities, which are not included in this table.

Burgess has had an estimated **33,600** rental visits in 2024.

Burgess Pool Visits Summary

Visits	% of Total Visits
Community Recreation	50.8%
Youth Instruction	28.4%
Adult Programs	20.8%



Belle Haven Pool Visits

Opening Day May 20- End of Year, 2021

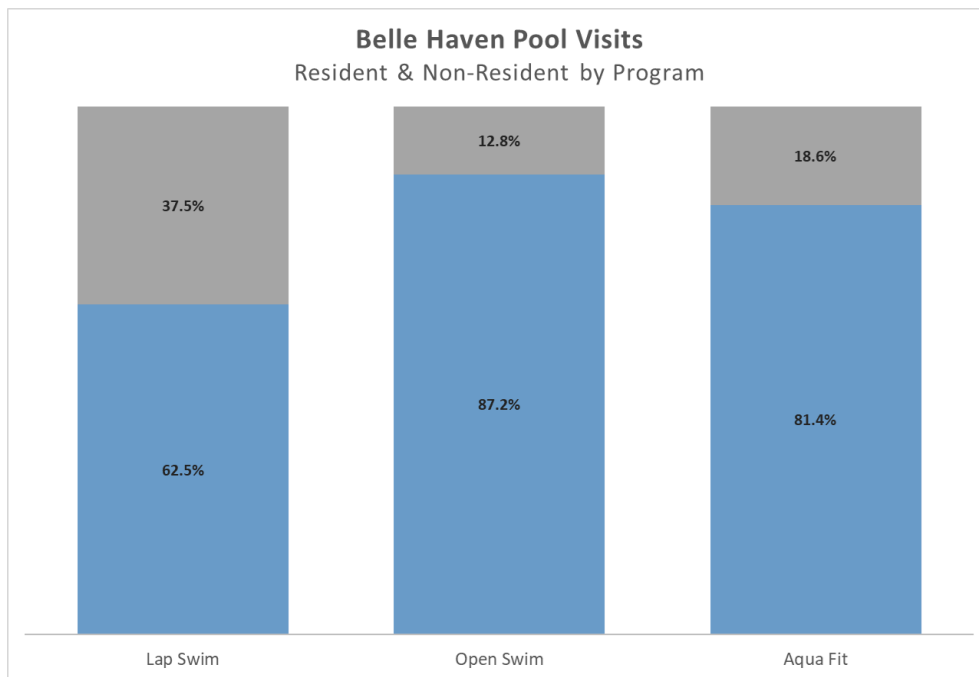
Visits	Resident	Resident %	Non-Resident	Non-Resident %	Total Visits
Lap-Member	1,120	57.3%	835	42.7%	1,955
Lap-Drop In	952	69.9%	409	30.1%	1,361
Open-Member	2,603	96.1%	106	3.9%	2,709
Open-Drop In	5,712	83.7%	1,116	16.3%	6,828
Aqua Fit	105	81.4%	24	18.6%	129
Swim School	2,403	58.3%	1,718	41.7%	4,121
Camp	77	64.7%	42	35.3%	119
Pumpkin Splash	13	52.0%	12	48.0%	25
Total	12,985	75.3%	4,262	24.7%	17,247

Special Note-This table includes Menlo Swim & Sport programming numbers. Renters also contribute to the use of the pools and facilities, which are not included in this table.

Belle Haven has had an estimated **800** rental visits in 2024.

Belle Haven Pool Visits Summary

Visits	% of Total Visits
Community Recreation	74.7%
Youth Instruction	24.6%
Adult Programs	0.7%



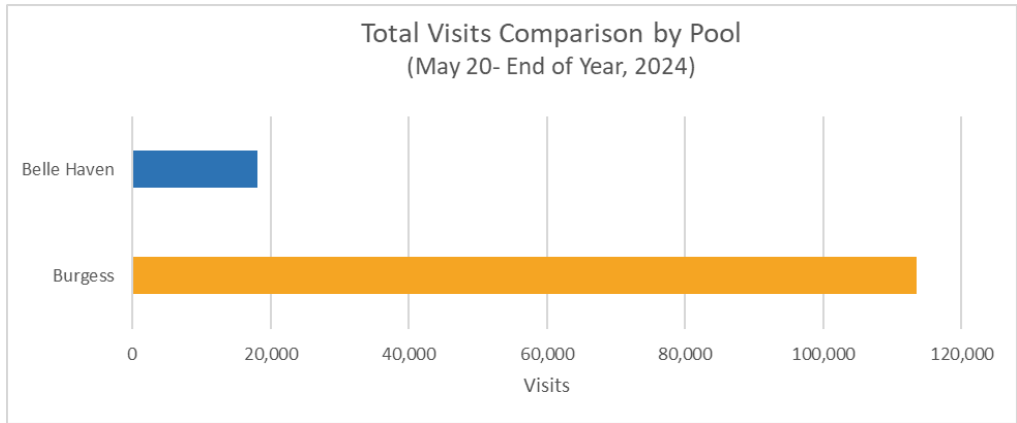
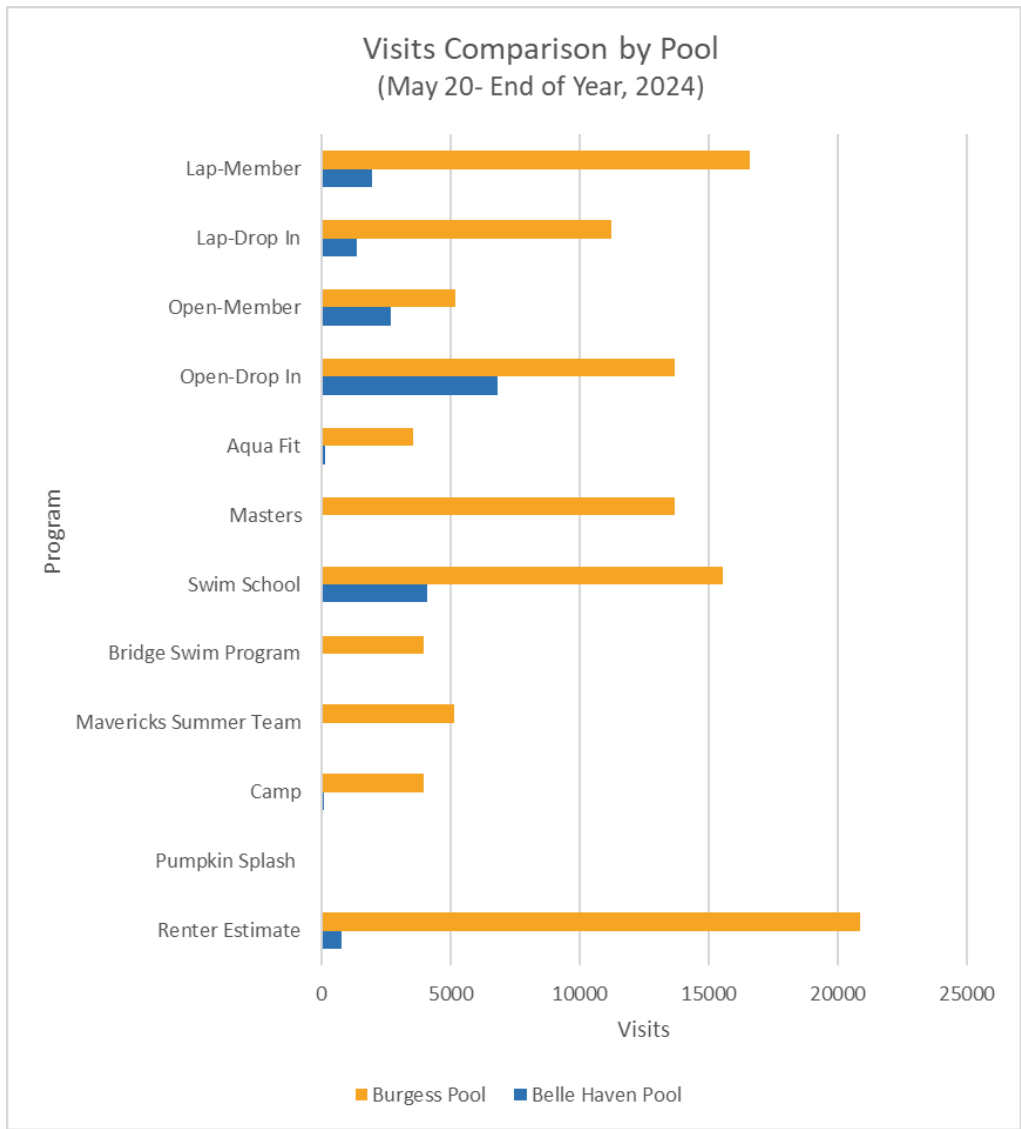
Burgess Pool Visits Detail for Belle Haven Comparison

May 20- End of Year, 2024 for comparison to YTD Belle Haven Pool Visits

Visits	Resident	Resident %	Non-Resident	Non-Resident %	Total Visits
Lap-Member	9,258	55.7%	7,356	44.3%	16,614
Lap-Drop In	6,765	60.3%	4,459	39.7%	11,224
Open-Member	3,551	68.5%	1,635	31.5%	5,186
Open-Drop In	7,881	57.6%	5,808	42.4%	13,689
Aqua Fit	1,111	31.4%	2,426	68.6%	3,537
Masters	5,302	38.7%	8,401	61.3%	13,703
Swim School	7,619	49.0%	7,933	51.0%	15,552
Bridge Swim Program	2,402	60.3%	1,582	39.7%	3,984
Mavericks Summer Team	2,460	47.8%	2,682	52.2%	5,142
Camp	1,964	49.5%	2,002	50.5%	3,966
Pumpkin Splash	37	49.3%	38	50.7%	75
Total	48,350	52.2%	44,322	47.8%	92,672

Special Note: Burgess has had an estimated 20,900 rental visits in May 20- End of Year, 2024.

Visits Comparison by Pool



Monthly Members

Burgess Pool Average Monthly Members

Average Monthly Members	Resident	Resident %	Non-Resident	Non-Resident %	Total
Lap Swim	265	53.3%	232	46.7%	497
Aqua Fit	21	35.3%	38	64.7%	59
Masters	88	39.6%	134	60.4%	222
Total	373	48.0%	404	52.0%	777

*Memberships give access to both Burgess and Belle Haven Pools per agreement.

Belle Haven Pool Average Monthly Members

Average Monthly Members	Resident	Resident %	Non-Resident	Non-Resident %	Total
Lap Swim	16	100.0%			16
Aqua Fit	5	71.4%	2	28.6%	7
Total	21	91.3%	2	8.7%	23

* Belle Haven specific memberships give access to Belle Haven only.

Swim Lessons & Camps

Burgess Pool Swim Lessons

Swim Lessons	Resident	Resident %	Non-Resident	Non-Resident %	Total
Group (Child)	10,672	48.5%	11,348	51.5%	22,020
Group (Adult)	199	55.3%	161	44.7%	360
Private	427	42.6%	576	57.4%	1,003
Bridge Swim Program	3,817	57.1%	2,871	42.9%	6,688
Mavericks Summer Team	2,460	47.8%	2,682	52.2%	5,142
Camp	1,322	49.6%	1,342	50.4%	2,664
Total	18,897	49.9%	19,008	50.1%	37,905

Belle Haven Pool Swim Lessons

Swim Lessons	Resident	Resident %	Non-Resident	Non-Resident %	Total
Group (Child)	2,397	58.4%	1,705	41.6%	4,102
Group (Adult)	6	31.6%	13	68.4%	19
Camp	77	64.7%	42	35.3%	119
Total	2,480	58.5%	1,760	41.5%	4,240

Scholarship Lessons

In partnership with the Beyond Barriers Athletic Foundation, Menlo Swim & Sport provided subsidized group swim lessons to children in need in the area.

Swimmers served (distinct): 220

Total swim lessons provided: 1,940

Scholarships	Resident	Resident %	Non-Resident	Non-Resident %	Total
Swimmers	128	58.2%	92	41.8%	220
Lessons Provided	1,211	62.4%	729	37.6%	1,940

Special Note-The production of the 5th Annual Menlo Park Kids Triathlon at Burgess Pool and Park in June 2024 contributed \$5,000 directly to Beyond Barriers to assist in funding scholarship swim lessons in Menlo Park.

Visits Report for Address Verification

Report containing individual visits including date, program, and addresses has been provided directly to City Staff.

Program Fees

2024 Fees

2024 fees were implemented April 1, 2024

Membership Pricing	Monthly Fee				
	Hyperlocal Resident	Resident		Non-Resident	
	General	General	Senior	General	Senior
Lap Swim	\$42	\$65	\$52	\$72	\$61
Aqua Fit	\$57	\$88	\$70	\$97	\$77
Menlo Masters	\$74	\$114	\$91	\$125	\$100

Drop In Pricing	Hyperlocal Resident			Resident					Non-Resident				
	General	Child	Family	General	Senior	Child	Spectator	Family	General	Senior	Child	Spectator	Family
Lap Swim	\$6	—	—	\$9	\$8	—	—	—	\$10	\$9	—	—	—
Open Swim	\$6	\$3	\$16	\$9	\$8	\$5	\$3	\$24	\$10	\$9	\$6	\$5	\$28
Aqua Fit	\$13	—	—	\$20	—	—	—	—	\$22	—	—	—	—
Masters	\$13	—	—	\$20	—	—	—	—	\$22	—	—	—	—

*Spectator fee is seasonal. Summer only.

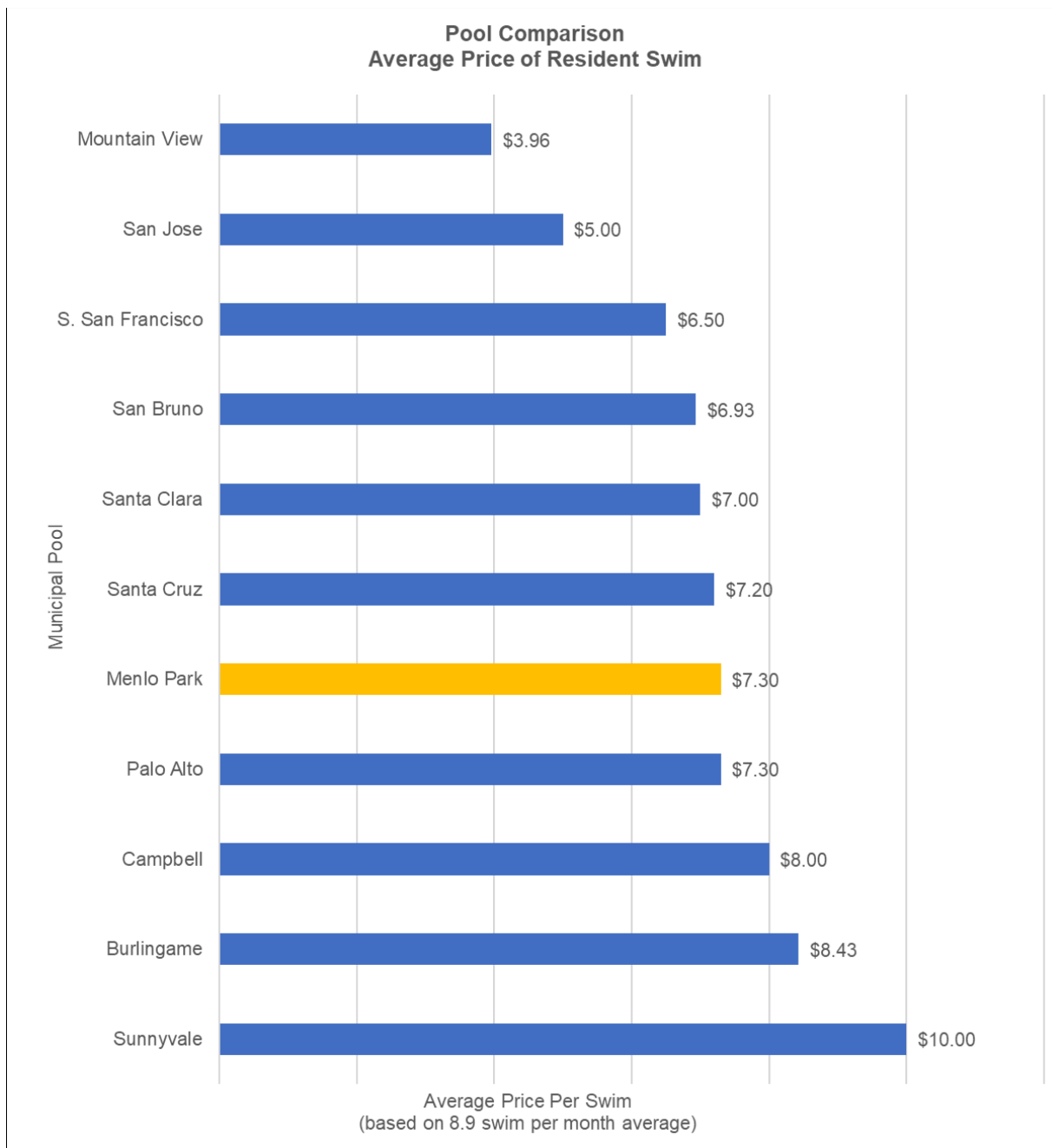
Swim School	Per Class			Class Length
	Hyperlocal Resident	Resident	Non-Resident	
Water Babies	\$19	\$29	\$32	30 min
Group	\$19	\$29	\$32	30 min
Adaptive	\$19	\$29	\$32	30 min
Adult	\$28	\$43	\$48	45 min
Private	\$51	\$79	\$87	30 min
Bridge	\$16	\$24	\$26	45 min

Camp	Per Camp Hour		
	Hyperlocal Resident	Resident	Non-Resident
All Camps	\$15	\$23	\$25

Fee Comparisons

Resident Lap Swim Fee

Municipal Pool	Hrs/Week	Lane Space	Resident Drop-In Fee	Resident Pass Fee	Resident Monthly Fee
S. San Francisco	21.5	6	\$6.50		\$58
Santa Clara	24	6	\$11	\$35 for 5 swims	
Sunnyvale	28	6	\$10		
San Jose	29	8	\$6	\$50 for 10 swims	
Campbell	31.5	8	\$8		\$80
Mountain View	38	8	\$6	\$99 for 25 swims	
Burlingame	44.25	20	\$9		\$75
San Bruno	59	6	\$8	\$104 for 15 swims	
Palo Alto	68.5	14	\$9		\$65
Santa Cruz	81.5	9	\$8	\$72 for 10 swims	
Menlo Park	87	17	\$9		\$65

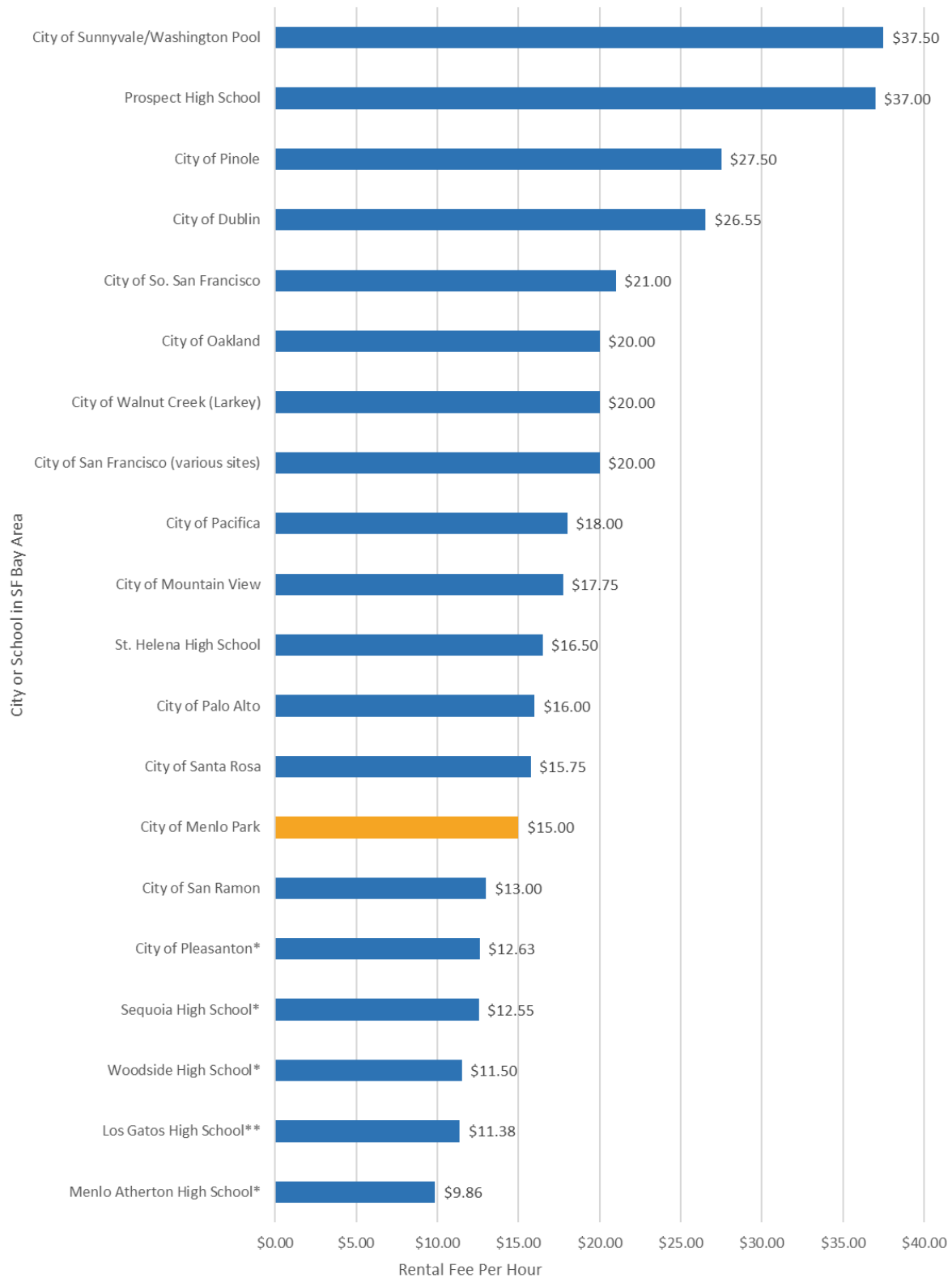


Special Note-Unlike most pools our entry fee is not necessarily fixed. Using our monthly membership model rewards the frequent swimmer. For example, a Menlo Park resident senior who swims daily actually uses the pool at about \$2 per visit, unprecedented.

Lane Rental Fee

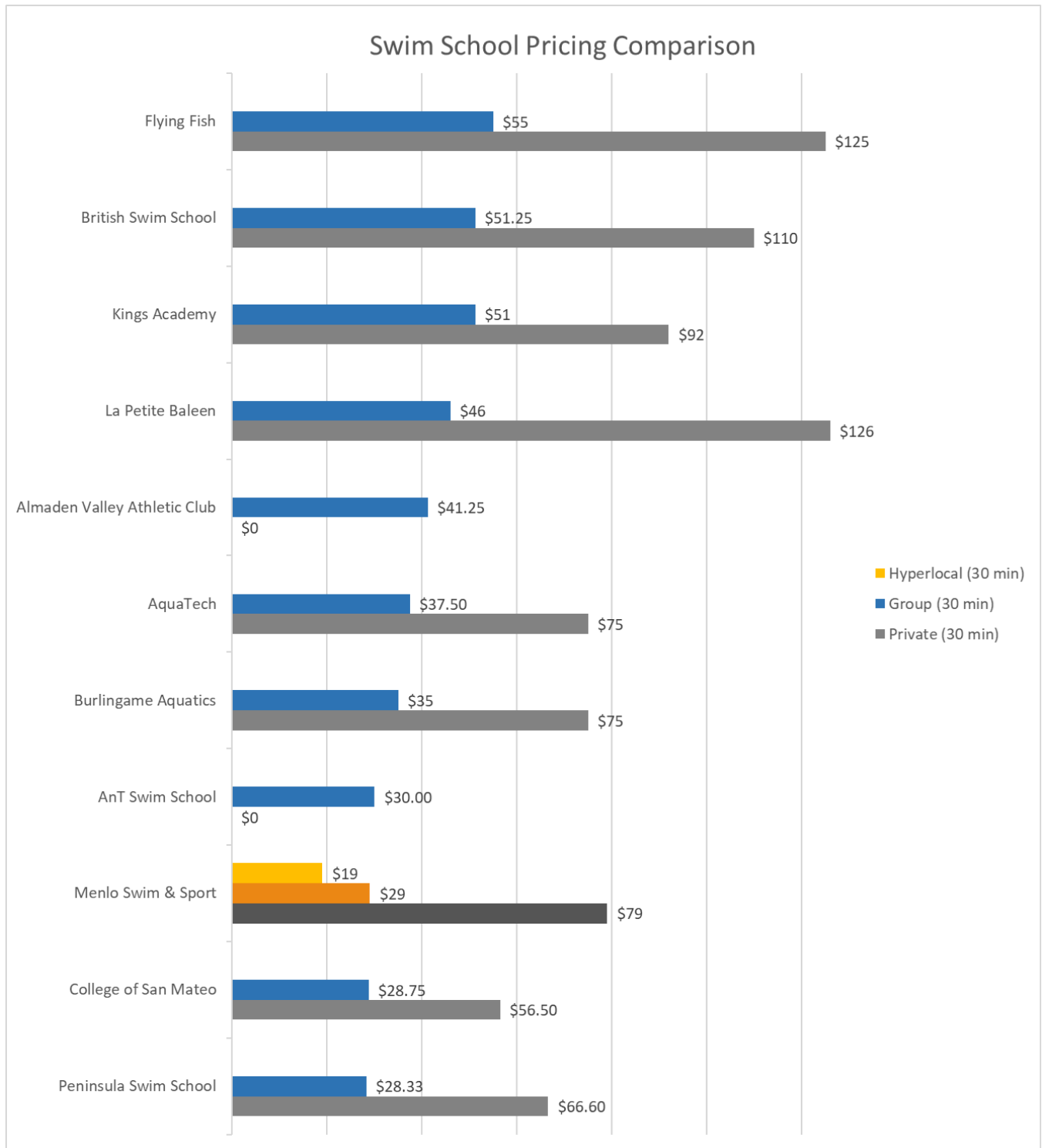
City or School in S.F Bay Area	Per hour full pool	Rental fee/hour	# lanes in pool	Additional fees
City of Pleasanton*	\$202.00	not applicable	16	
Menlo Atherton High School*	\$138.00	not applicable	14	
Sequoia High School*	\$138.00	not applicable	11	
Woodside High School*	\$138.00	not applicable	12	
City of Sunnyvale/Washington Pool	\$150.00	\$37.50	4	
Prospect High School	\$222.00	\$37.00	6	
City of Pinole	\$137.50	\$27.50	5	
City of Dublin	\$292.00	\$26.55	11	
City of So. San Francisco	\$126.00	\$21.00	6	
City of Walnut Creek (Larkey)	\$220.00	\$20.00	11	
City of San Francisco (various sites)	\$160.00	\$20.00	8	
City of Oakland	\$120.00	\$20.00	6	
City of Pacifica	\$180.00	\$18.00	10	
City of Mountain View	\$142.00	\$17.75	8	
St. Helena High School	\$231.00	\$16.50	14	
City of San Ramon		\$13-\$16.25		
City of Palo Alto	\$224.00	\$16.00	14	
Los Gatos High School	\$91.00	\$15.25	8	Lifeguard \$31/hr
City of Santa Rosa	\$126.00	\$15.75	8	
City of Menlo Park	\$120.00	\$15.00	8	

Pool Rental Fee Comparison



Swim Lesson Fee

Year-Round Swim School in S.F Bay Area	Per 30 min Class-Group	Per 30 min Class-Private	Additional fees
Flying Fish	\$55	\$125	
(Mountain View)			
British Swim School	\$51.25	\$110	\$50 reg fee
(Peninsula, San Francisco, Sonoma)			
Kings Academy	\$51	\$92	
(Redwood City, San Mateo)			
La Petite Baleen	\$46	\$126	
(San Bruno, Redwood City, Half Moon Bay, San Francisco)			
Almaden Valley Athletic Club	\$41.25	—	
(San Jose)			
AquaTech	\$37.50	\$75	\$40 Annual Fee
(Alameda, Concord)			
Burlingame Aquatics	\$35	\$75	
(Burlingame)			
AnT Swim School	\$30.00	—	
(San Jose)			
Menlo Swim & Sport	\$19-\$29	\$79	
(Menlo Park)			
College of San Mateo	\$28.75	\$56.50	
(San Mateo)			
Peninsula Swim School	\$28.33	\$66.60	\$40 reg fee
(Redwood City)			

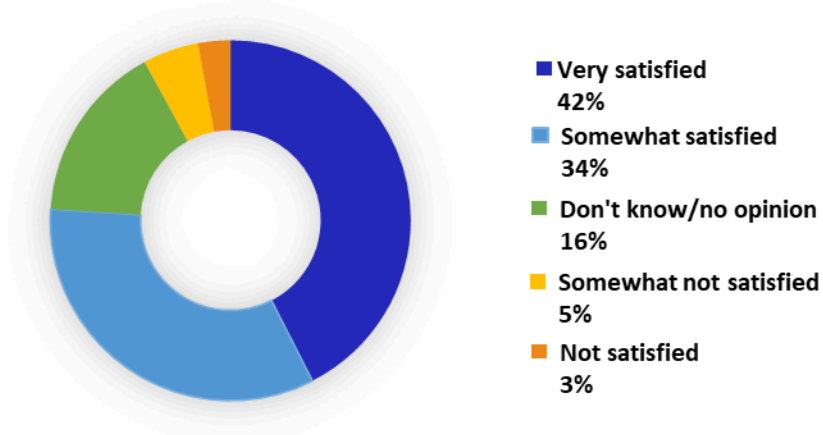


Special Note: Municipal Pool operating models do not conduct swim lessons year round as is done in Menlo Park. The comparisons in the swim lesson market are predominantly against private swim schools who do operate on a year round basis.

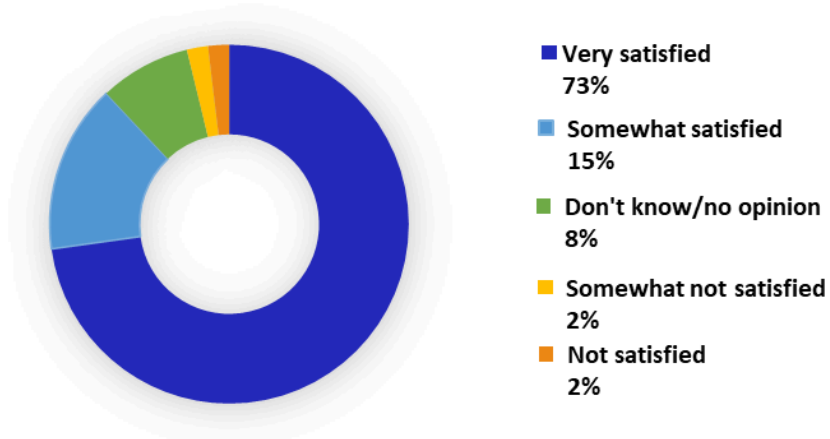
Survey Highlights

Overall Satisfaction

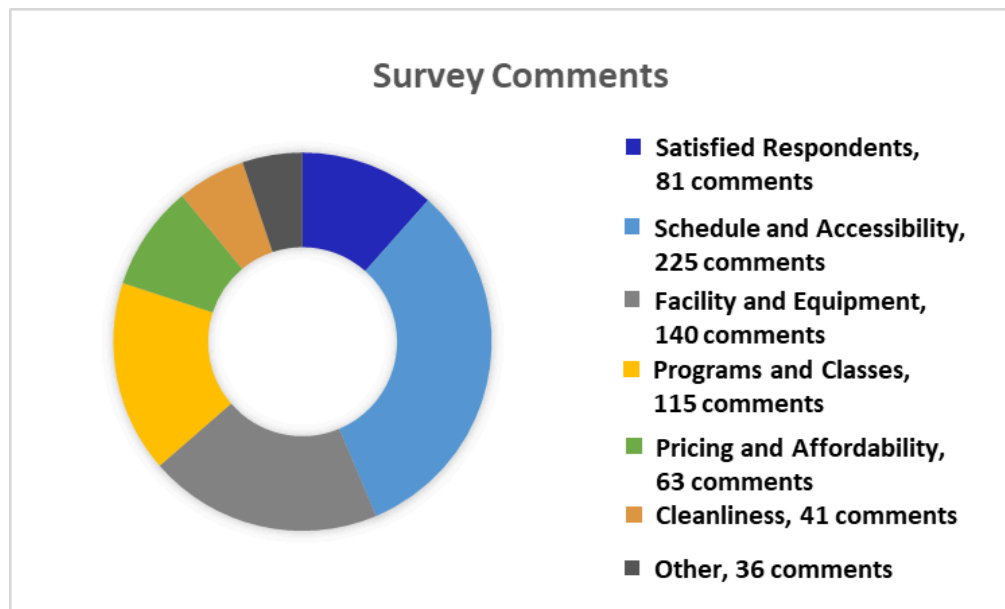
How satisfied are you with BURGESS POOL overall?



How satisfied are you with BELLE HAVEN POOL overall?



Survey Comments



Narrative on Survey Comments:

Satisfied Respondents-It is greatly valued that individuals spend the energy to praise the operation.

Schedule and Accessibility-In a large majority of the comments it is an individual who loves their program who requests more time, more space or more freedom to enjoy more of their desired activity. As an example, it is a lap swimmer who wants more lap swimming, or a masters swimmer who wants more masters swimming.

Facility and Equipment-For decades, respondents have commented from a point of view that they want the facility and its features and amenities to match the level of customer service and level of programming that they have become accustomed to.

Programs and Classes-Respondants provide specific and detailed comments and suggestions regarding their program of choice. These are the comments that help the operator review and reflect on programming decisions.

Pricing and Affordability-Comments on alternative program pricing structures and offering feedback on market comparisons for programming.

Cleanliness-Comments in this category stem from most respondents having a deep affinity for the programs, facility and community. They desire that everyone treats the facility with care and leaves no trace so that all others can use it in a pristine condition.. The comments usually emerge from frustration against the ideal.

Audits and Reviews

When the question of “Standard of Care” is approached the discussion centers around the Model Aquatic Health Code (MAHC) developed by the Centers for Disease Control (CDC) in 1959. The code has been updated every 15-20 years as the aquatic industry evolves, with the latest update in 2018.

Originally the MAHC was developed because of the massive growth of aquatic facilities in the middle of the previous century along with the major increase in 3 undesirable outcomes- water borne diseases, aquatic facility injuries, and drownings.

The code created a “language” and “methods” so public health staff overseeing aquatic facilities could communicate universally agreed upon standards with their operators to ensure that best practices (safest) practices were being implemented in the interest of the public.

In our case, the County of San Mateo regularly inspects our entire facility for compliance with the County Health Codes which are derived directly from the MAHC including, but not limited to our water quality, chemical storage, drain entrapment, sanitization methods and modes of record keeping, signage, pool structure, decks, and everything else related to water and people interfacing with it and around it. While we pass all of these inspections, we do use these inspections as a chance to test our operational prowess as all the inspections are “surprise” inspections. We have chosen to build a strong relationship with our inspectors, and they have proven to be very valuable to us in solving operational issues on occasion. Our inspector was especially helpful throughout the pandemic and their specific guidance allowed our operation to flow uninterrupted.

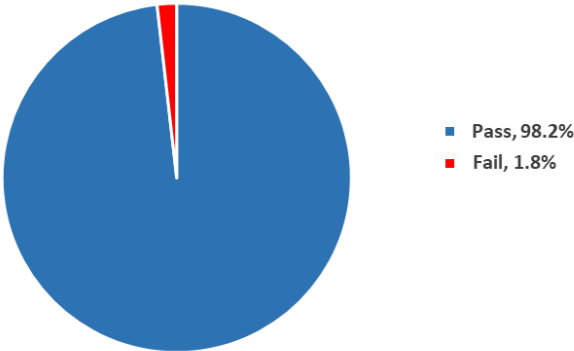
In 2024 Team Sheepar decided to employ the use of an outside auditor through the American Red Cross to ensure the highest standards of lifeguarding and aquatics specific management are maintained. This was a comprehensive audit that involved both documentation and live skills reviews. Team Sheepar has implemented all feedback and continues to train staff based on feedback received from auditor feedback and audit results.

Team Sheepar has implemented a new system to review lifeguard skills multiple times a day, called a quick check. During lifeguard quick checks the management team reviews lifeguard’s rescue readiness, scanning, ratio of lifeguards to swimmers, and professionalism. In 2024 Team Sheepar management conducted 735 quick checks with a 94% pass rate. More significantly Team Sheepar lifeguards have a 98.2% passing rate on scanning, which is the most important preventative lifeguard skill.

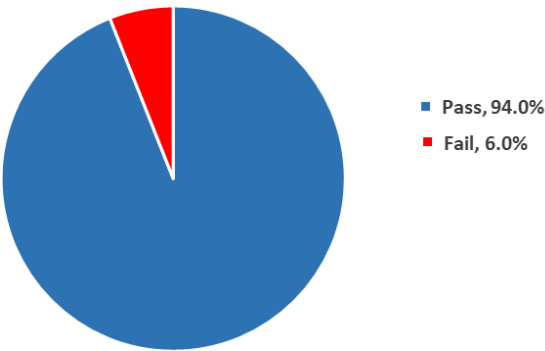
Over the course of our tenure in Menlo Park we have encountered several different health inspectors and their preferences for what the dominant concerns are related to public safety. As an aside, as the result of going through more than typical 1-2 inspections per year, we inquired as to why we underwent so many more than that. We came to learn that our facility and overall operation was being used as a “model” where incumbent inspectors would use ours as a “training” facility for new inspectors.

We continue to keep safety and standards of operations at the top of our priority list. We follow county, state and private agency guidelines to ensure we are staying informed of all current and best practices.

Lifeguard Active Scanning Assessments



Lifeguard Quick Readiness Check Assessments



Risk Management

We are proud of our staff's responses to medical emergencies on the pool deck and elsewhere in the facility where their quick decision making ability and application of training provided care and aid to patrons in need.

Our leadership team is composed of individuals with high integrity who are:

- Rule followers
- Risk assessment managers by nature
- Protectors of all and shielders of the vulnerable

This ethos trickles down from the managers to the individual providers within our company as it's these individuals that the community typically interacts with which leads to their perception of overall facility safety. Safety is a facet of our operation that requires constant vigilance, attention and a great deal of energy. We have learned that creating good staff habits and expectations early in their tenure leads to optimal and highly functional team member's long term.

The public as well as staff safety is our #1 core value and our priority for the Menlo Park aquatic community. Risks are managed through the implementation of policies, procedures, daily practices, training, and communication. All staff as risk managers.

With water safety being our highest potential risk, we staff a minimum of one certified lifeguard and one lifeguard certified manager at all times. We increase the number of lifeguards on duty during times of high bather load such as swim lessons, team practices, and open swim reaching six or more lifeguards at peak operations. Team Sheepher also ensures that all lifeguards are rotated off scanning duty for a minimum of ten minutes every hour and half, exceeding minimum breaks and rotation standards of the Red Cross. Team Sheepher has also implemented a pilot test, mark, and protect swim test policy to keep our youngest and highest risk swimmers safe. All children under the age of 13 are required to complete a swim competency test in order to swim in the deep end of the pool. If they successfully complete the swim test, they are marked with a green wristband indicating they can swim in the deep end of the pool. This was piloted at the Belle Haven location this summer and will be expanded to all locations for the summer of 2025.

The communication of potential risks is an essential step in ensuring a safe environment. In addition to the verbal communication, signage, and other physical indicators of potential safety concerns we have developed procedures using email and website notifications to proactively make the aquatics community aware of potential risk. Examples would include abnormal water temperature, possibly unhealthy air quality index, and facility work or maintenance that may have possible hazards involved.

Training Certifications

Position	Number of Employees	Certifications
CEO	1	Lifeguard, CPR and AED, First Aid
Head of Safety and Operations	1	Lifeguard, CPR and AED, First Aid Instructor, Lifeguard, CPR and AED, First Aid, Certified Pool Operator
General Manager -Belle Haven	1	Lifeguard, CPR and AED, First Aid, Certified Pool Operator
General Manager - Burgess	1	Certified Pool Operator
General Manager -On Call	1	Lifeguard, CPR and AED, First Aid
Manager on Duty	15	Lifeguard, CPR and AED, First Aid
Aquatics Maintenance Technician	2	Certified Pool Operator
Lifeguard	87	Lifeguard, CPR and AED, First Aid

Training Name	Number of Employees Trained	Departments
Chemical Hazard Communication	20	MOD, Facilities, General Manager, Head of Safety, CEO
Chemical Safety	2	Facilities, Head of Safety
Hearing Conservation	1	Facilities
Lock Out, Tag Out	1	Facilities
Anti Harassment Training	89	All
Personal Protective Equipment	41	Lifeguards, Head of Safety and Facilities
Fire Extinguisher Training	13	All
Slips, Trips, and Falls Prevention	19	All
Back Safety	13	All
Bloodborne Pathogens (BBP)	11	Lifeguards, MOD, General Mangers, Head of Safety, CEO

Certification expiration dates are closely monitored to ensure all personnel are appropriately qualified and up to date. We have a staff member dedicated to ensuring an audit is completed on all lifeguard staff. A great benefit is that we always have one or two Red Cross Certified Lifeguard Instructors on staff, that not only certify lifeguards for the entire region, but also recertify our own staff members on a timely basis. Our team certified over 225 lifeguards in 2024. If for some reason a staff member falls out of compliance and their certification lapses, they are immediately removed from that specific position until they are able to complete a recertification class.

Emergency Action Plan

We have gone to great lengths to ensure that we have a plan for as many possible incidents as possible along with factoring in flexibility to deal with the unknown.

All employees have access to a copy of our employee handbook, facility emergency action plan, and other safety procedures. Additionally all lifeguard staff have access and a personal copy of the lifeguard handbook and the American Red Cross Lifeguard Manual.

In addition to the facility emergency action plan that covers emergencies such as evacuations, earthquakes, fires, and chemical releases we have developed a water based emergency action plan. While all employees are provided training on our facility emergency action plan we focus heavily on our water based emergency action plan based upon this being our highest assessed risk.

Our water based emergency action plan is as follows:

- Two certified lifeguards are on duty at all times.
- Based upon pool activity 1-6 lifeguards will be on the pool deck.
- Each lifeguard will have a zone. Oftentimes these zones will overlap to provide increased safety.
- Lifeguards will continuously scan their zone taking no longer than 30 seconds to complete each scan.
- Each lifeguard will be positioned in such a way that they can recognize and respond within 30 seconds to any emergency in their zone.
- When a lifeguard recognizes an emergency they will blow their whistle 3 times to activate the EAP and perform the appropriate rescue.
- A second lifeguard will begin clearing the pool.
- The second lifeguard, or an additional lifeguard, will assist the rescuing lifeguard by retrieving the AED, backboard, first aid kit, and aiding in the extrication of the drowning person.
- The front desk staff, an additional lifeguard, or other staff member will ensure 911 is called.
- The front desk staff, additional lifeguard, or other staff member will meet EMS and escort them to the scene of the incident.
- The manager on duty will oversee the incident, ensure proper execution of duties, help facilitate communication, or assume an active role in the rescue if necessary.
- Once EMS has taken over care and the incident has ended the manager on duty will focus on the physical and mental health of our staff, ensure all documentation is completed, assess our ability to resume operations, and conduct an incident debrief when appropriate.

Please see attached document for facility specific EAPs for both Burgess and Belle Haven Pools.

Incident Reports

Number of Incidents		Type of Incident
Burgess	Belle Haven	
0	0	Fatal Drowning
0	0	Morbidity Drowning
0	1	Non-Morbidity Drowning
6	2	Distressed Swimmer
7	4	First Aid
2	1	Medical (EMS)
2	1	Patron Incident

Drowning is defined as the process of experiencing respiratory impairment from submersion/immersion in liquid by the World Health Organization. Please note that there are three outcomes of a drowning event: non-morbidity, morbidity, and death. Non-morbidity means that there were no lasting injuries occurring from the drowning. Morbidity means there was lasting injury or impairment requiring medical attention. A fatal drowning is one resulting in death. Due to the fast response of the lifeguards and greater safety team, the one drowning that occurred this year was interrupted within the American Red Cross defined time frame (1.5 minutes) to prevent morbidity from occurring.

See attached documents

Safety Reports

Team Sheeper has invested a great deal of time and resources into the safety of our company. Each one of our programs has a manager that has been trained and is dedicated to ensuring safety throughout each department. Managers lead their monthly department meetings and are inspired by company principles to include a segment or agenda item that specifically addresses an aspect of safety that relates to the department. This year to add consistency and ensure the company reaches high safety standards Team Sheeper has introduced a new position, Head of Safety and Operations which oversees all sites and safety related matters. This position was introduced in June 2024.

During 2024 the following safety meetings, training, and drills were conducted.

Month	Department	Topics	Attendees
January	Lifeguard	EAP Drill <ul style="list-style-type: none"> ○ Lifeguard Role ○ Understanding all staff roles ○ Drill and practice of water, land and Environmental EAP Secondary Assessment	42
	Front Desk	EAP and the front desk's role Camp Capacities and ratios for safety	15
	Swim School	Safety training on environmental concerns (sun, heat, cold) How to report safety concerns EAP and the swim instructor's role	5
	Renters	EAP Drill - Menlo Mavens, Solo Aquatics, PASA, and Revolutions in Fitness	7
February	Swim School	Pool Closure Protocol EAP and the swim instructor's role	5
	Front Desk	How to report Maintenance concerns and address them to keep the facility safe	8
	Lifeguard	CPR, Scanning, Swim Conditioning, In water rescue drills (active, passive and spinal scenarios)	14
March	Front Desk	Slips, Trips and Falls Prevention Strategies	10
	Swim School	Swim School Bench Safety	6

		Supporting swim instructors to keep their participants safe, in the correct level and following curriculum	
	Lifeguard	Scanning Updated Red Cross Curriculum for 2024	7
April	Front Desk	How to Respond to Violence at the Work Place or Threats of Violence	9
	Lifeguard	<ul style="list-style-type: none"> • Multiple Rescuer CPR Drills <ul style="list-style-type: none"> ○ 2 person CPR ○ CPR w/ BVM ○ CPR w/ BVM and AED ○ Full Team Scenario • Recovery Position • Filing Incident Reports • PPE • Identifying and caring for Stroke Victims • Physical Conditioning 	30
May	Front Desk	Missing Child Procedures	12
	Summer Camp and Swim School	Never turn your back on your swimmers in the water, your swimmers are your responsibility, how to work with lifeguards as a safety team, signs of distressed swimmers, Tier Response System, Breaks, Field Trip procedures, Taking Campers to the bathroom to maintain their safety and privacy and yours, incident/Injury Reports, Allergies, Free Swim Safety, Wristbands, Radio Etiquette and use in an emergency	120
June	All Departments	Summer Kick Off Training - Creating a safe work environment, HR policies, who and how to report concerns	119
	Front Desk	EAP- Land based emergency	12
	Lifeguard	<ul style="list-style-type: none"> • Introduction of New Position - Head of Safety • Lifeguard professionalism and legal requirements • Being rescue ready <ul style="list-style-type: none"> ○ What is required in a hip pack at all times ○ Quick Checks (audit) • Passive Victim Scenario Drills • Crash Kit/Go Bag relocation Announcement and Training 	43

		<ul style="list-style-type: none"> • Proper Closing Procedures 	
July	Front Desk	Drowning Prevention, Pool Rules and how to help enforce them to keep patrons safe, double diaper policy for public health, lifejacket policy	12
	Lifeguard	Prevention and professionalism, accountability and rule enforcement, scanning and surveillance, early signs of drowning, swim conditioning, Passive submerged drills	58
August	Front Desk	Taking care of your mental health. New Head of Safety	13
	Lifeguard	Lifeguard to swimmer ratios for safe zones, donning and doffing gloves drill, new head of safety, response time trail/audit	39
September	Swim School	Safe student handling, how to maintain supervision on all students in class while supporting others in the water	15
	Lifeguard	Quick Checks, being rescue ready, outside auditor coming soon, seizure recognition and care drills, decision making and proactive lifeguarding, lifeguard station timed response audits for all fall/winter zones, extraction drills, conditioning swim	32
October	ALL	Anti-Harassment Training	86
	Lifeguard	CPR drill - Adult, scanning drill, rotations while maintaining scanning drill, lifeguard station response testing 2 pools 1 guard at Belle Haven, entries and approaches, active victim drills	44
	Front Desk	Environmental emergency protocol - Thunder lightning, smoke closures	9
November	Lifeguard	Rotation timing, slack control, ADA device training, being rescue ready in uniform, conditioning and rescue practice with warm clothes on	72
	Front Desk	Pool rules and supporting safety, swim test procedures	23

December	Lifeguard	Primary Assessments, Obstructed airway care (responsive and unresponsive), & Team CPR w/ AED & BVM (Full scenario drill)	45
	Front Desk	De-escalation and irate patron EAP	14

Material Changes

During the contracted period of 2024 there were no material changes made to the premises nor were there any material security incidents.